

TEB Manager's Meeting

PORT
AUTHORITY
NY NJ

AIR LAND RAIL SEA

November 2020



TEB Manager's Meeting

November 2020



TEB – Monthly Statistics
Airport Manager
Maria Sheridan

TEB OCTOBER 2020 Statistics



Presented at the November 2020 – Airport Manger’s Meeting

	2020	2019	% ▲
Month A/C Ops	7,612	16,029	-52.51
Month Jet Ops	6,210	13,751	-54.84
YTD A/C Ops	70,107	140,443	-50.08
Fuel (gals)	2,338,522	5,128,193	-54.40
YTD Fuel	22,643,070	45,087,284	-49.78
Int’l Arrivals	202	749	-73.03
YTD Int’l Arr.	2,813	6,877	-59.10

Highest Activity Day: 320 – Thursday, October 1st

Day(s) w/ Ops Over 200: 25 **Over 300:** 4

TEB Manager's Meeting

November 2020



Airport Operations Update
Manager, Airport Operations & Security
Scott Marsh

TEB Manager's Meeting

November 2020



Winter Weather Season 2020 - 2021

Jonathan Seibert



Winter 2020 – 2021 Summary

Through November 12, 2020

Overview 2020-2021

- Snow Events 0
- Freezing Rain Events 0
- **Total Precipitation Events** 0

- Snow Total YTD 0.0 inches

- Total Liquid Chemical 0 gallons
- Total Solid Chemical 0 tons
- Total Sand 0 yards

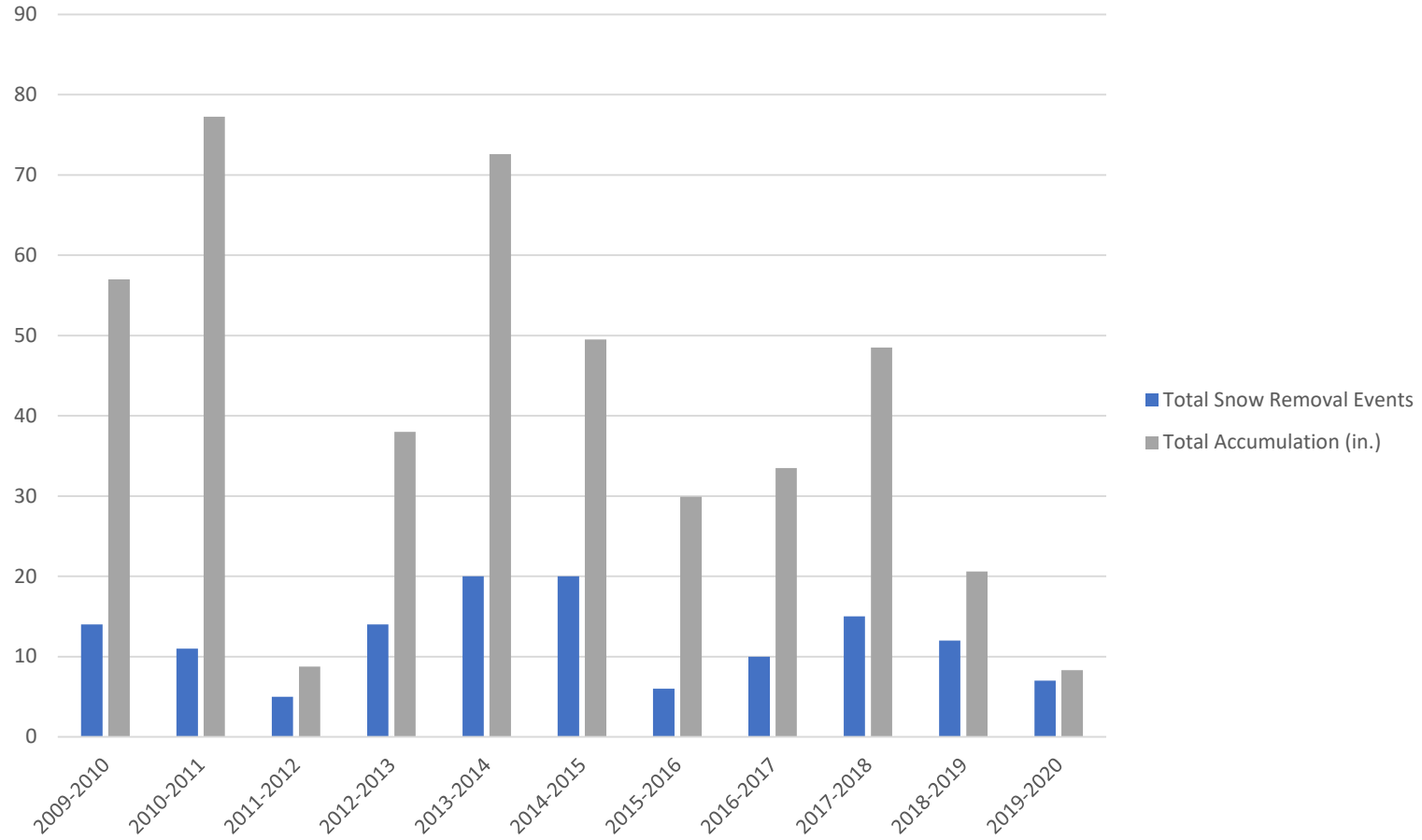
2020-2021 Event Summary

Date of Snow Event	Precipitation	Runway Closures/ Airport Closure	Treatment	Comments
None	None	None	None	None

10-Year Comparison

Snow Season	Total Snow Removal Events	Total Accumulation (in.)
2009-2010	14	57
2010-2011	11	77.25
2011-2012	5	8.75
2012-2013	14	38
2013-2014	20	72.6
2014-2015	20	49.5
2015-2016	6	29.9
2016-2017	10	33.5
2017-2018	15	48.5
2018-2019	12	20.6
2019-2020	7	8.3

Comparison



TEB Manager's Meeting

November 2020



FAA Operational Update
ATCT Manager
Gary Palm/AJ Barrett

TEB Manager's Meeting

November 2020



Wildlife Management Update

Terri Riotto – USDA



SPARTAN

GC-Z4Gb2

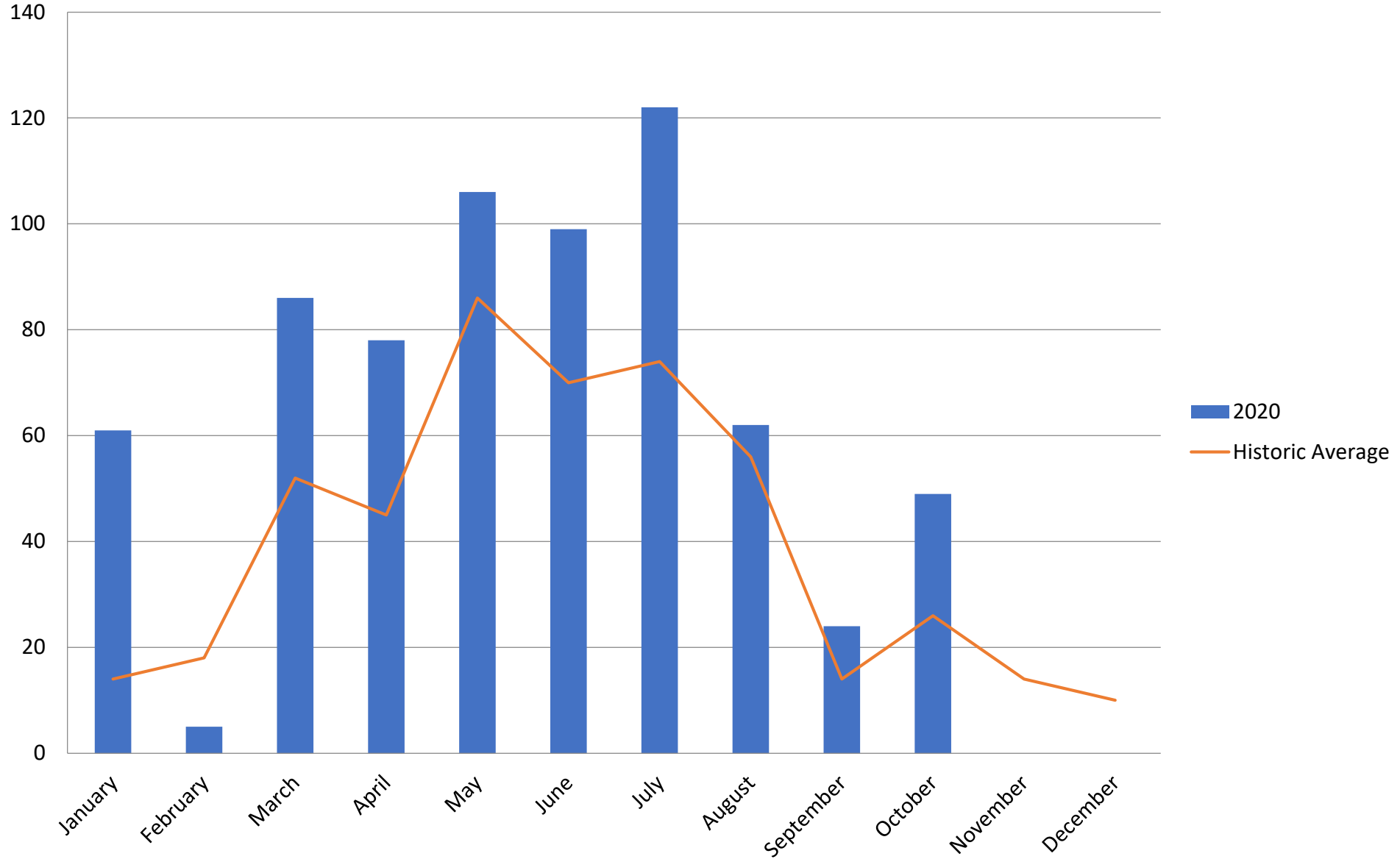
M

11/05/2020 09:51:51

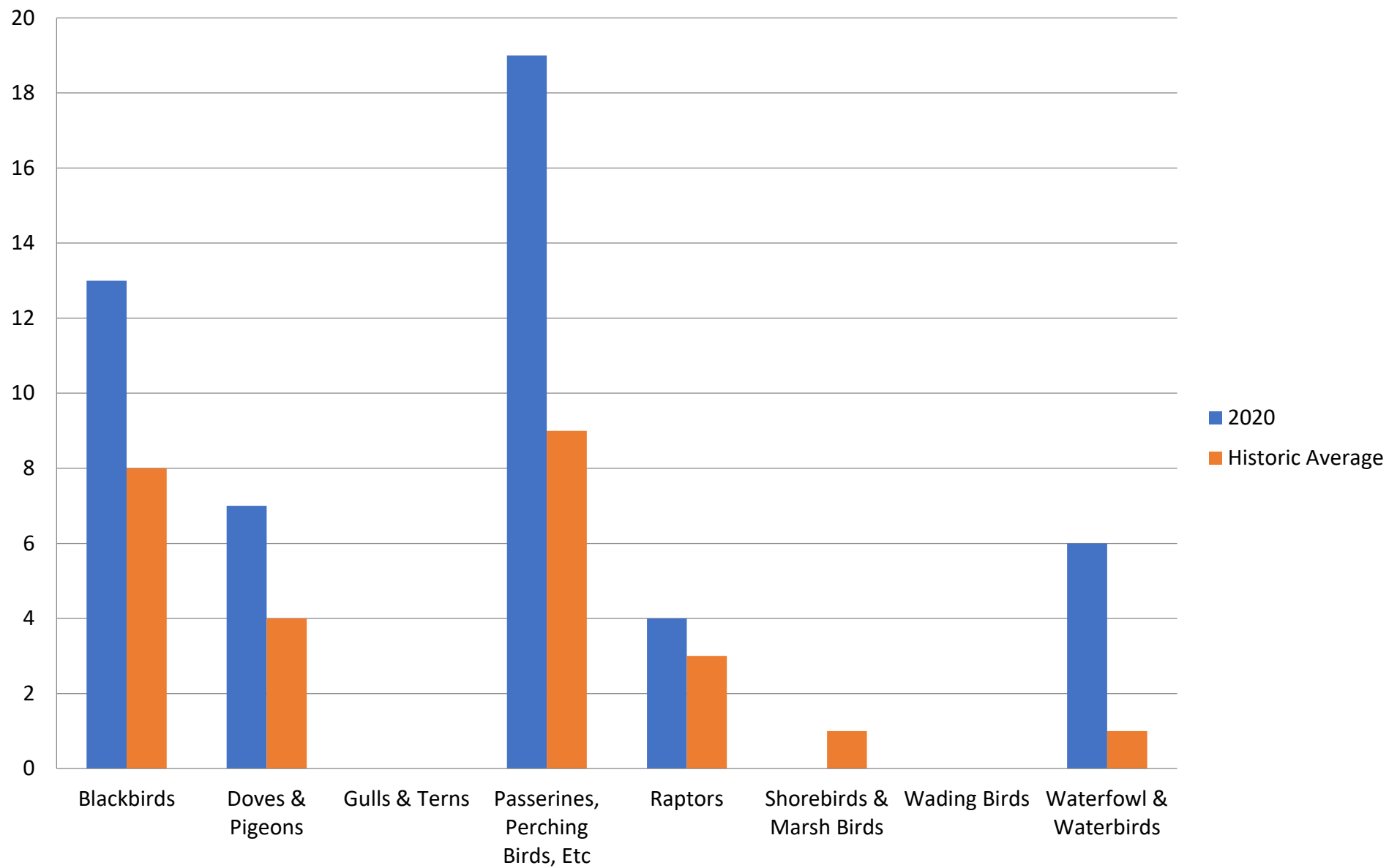
● 057°F

P5

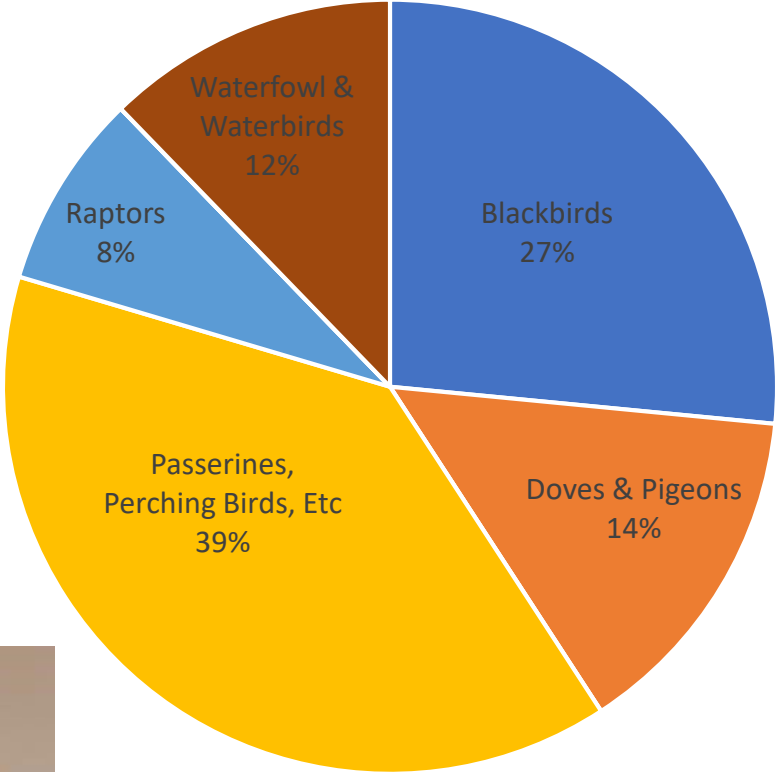
Average Number of Birds per Survey



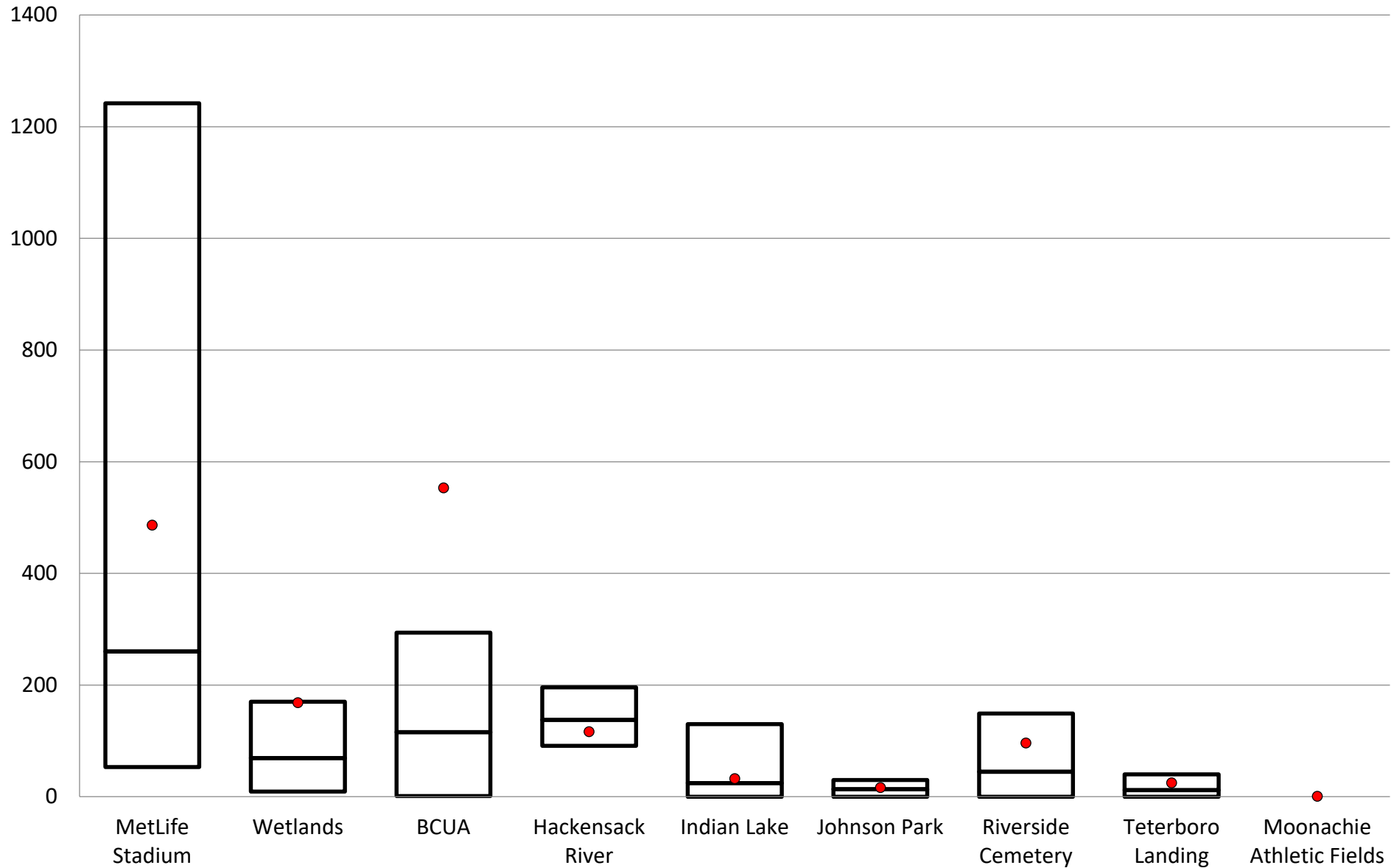
Birds per Survey by Guild



On-Airport Observations by Guild





Off-Airport Observations



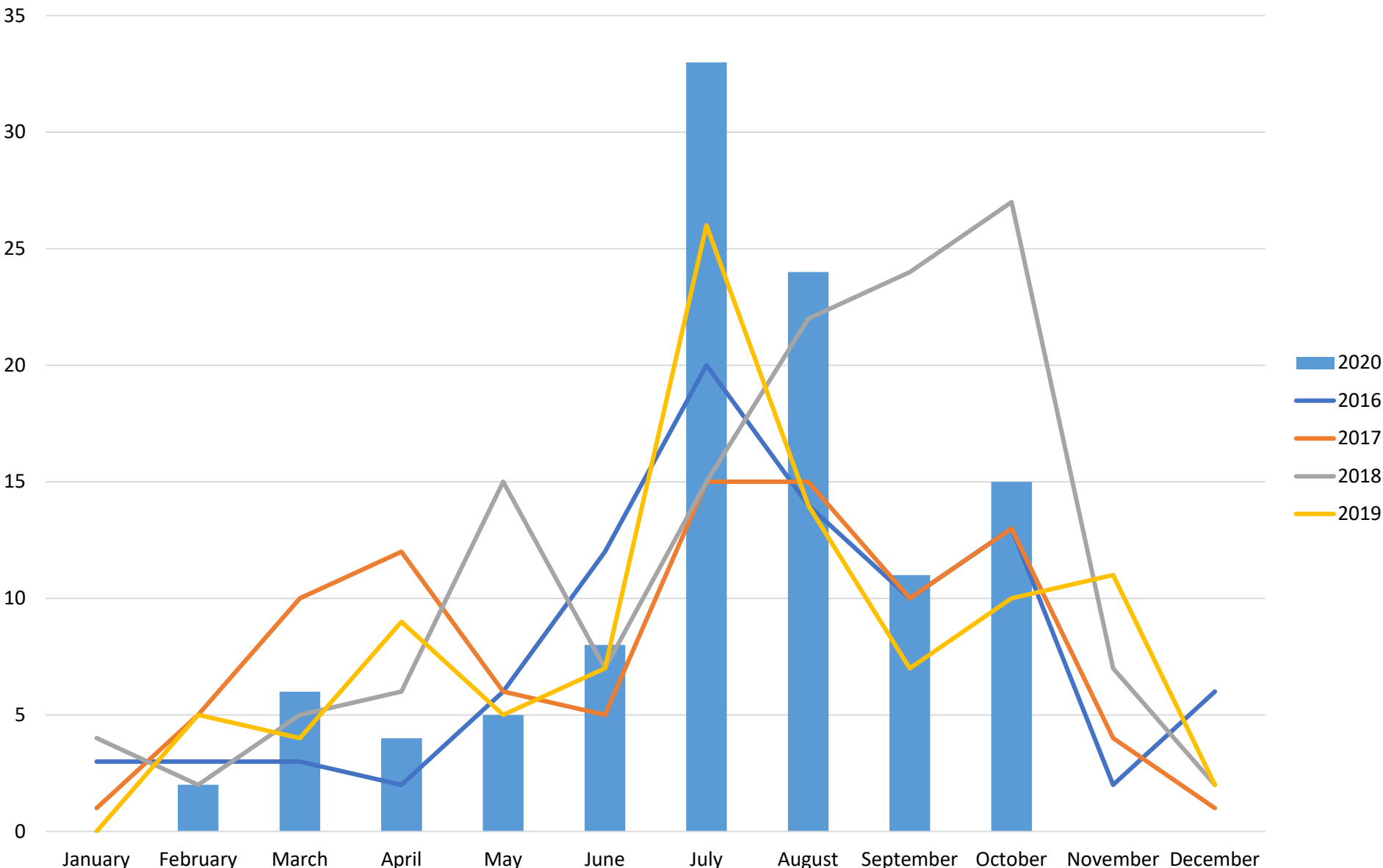
Raptor Relocations

Month	Species	Number trapped and relocated
January	American kestrel	1
March	American kestrel	10
April	American kestrel	50
July	American kestrel	17
August	American kestrel	13
September	American kestrel	43
October	American kestrel	31
	Red-tailed hawk	3
YTD Total		168

October Wildlife Strikes

Species	Strikes	Comments
American kestrel	3	
American pipit	1	
Green-winged teal	1	
Killdeer	1	
Mourning dove	1	
Ring-billed gull	2	
Savannah sparrow	2	
Striped skunk	1	
Snarge	2	
Unknown	1	*No snarge collected
Total	15	

TEB Strikes 2016-2020



TEB Manager's Meeting

November 2020



TEB Noise Office Update
Gabriel Andino

Monthly Noise Complaints

October 2020

October & YTD 2020

2,454 complaints from 37 callers (October)
18,651 complaints from 135 callers (YTD)

October & YTD 2019

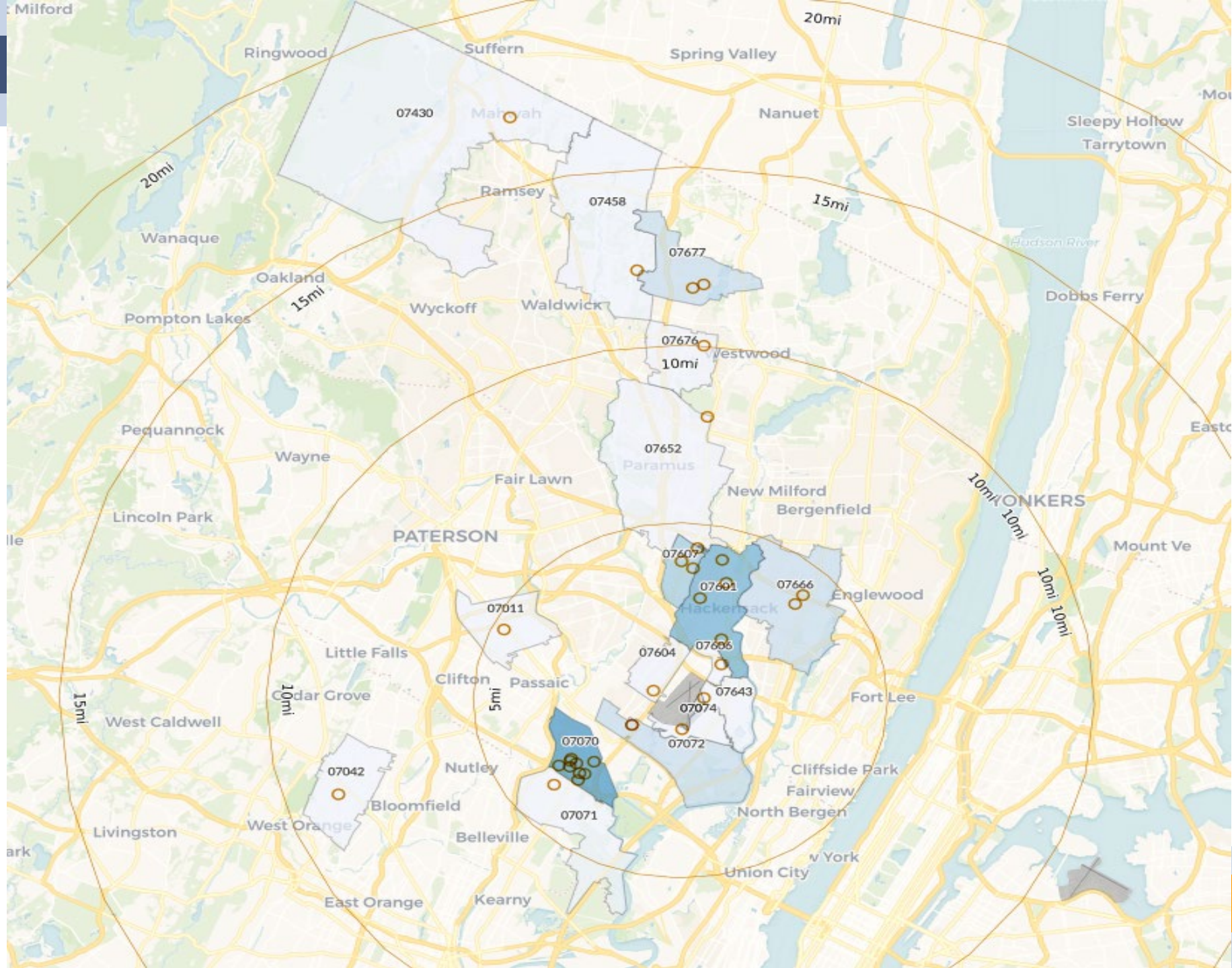
3,226 complaints from 65 callers (October)
16,237 complaints from 593 callers (YTD)

2,256 complaints from 4 callers (92%)

17,686 complaints from 8 callers (94%)

2,826 complaints from 1 caller (88%)

14,946 complaints from 9 callers (92%)



October 2020 Noise Violations

Violation Level	October 2020	YTD 2020	October 2019	YTD 2019
First	5	31	7	67
Second	0	3	0	4
Third	0	0	0	0
Warning	2	12	2	24

TEB Manager's Meeting

November 2020



CBP Update
Basel Sabbagh/Jorge Erraez

TEB Manager's Meeting

November 2020



OPEN DISCUSSION

TEB Manager's Meeting

November 2020



UPCOMING MEETINGS & EVE

- Manager's Meeting – December 9, 2020

Thank You!

