

# TEB Manager's Meeting

PORT  
AUTHORITY  
NY NJ

AIR LAND RAIL SEA

January 2021



# TEB Manager's Meeting

January 2021



TEB – Monthly Statistics  
Airport Manager  
Maria Sheridan

# TEB DECEMBER 2020 Statistics



Presented at the January 2021 – Airport Manger’s Meeting

	<b>2020</b>	<b>2019</b>	<b>% ▲</b>
<b>Month A/C Ops</b>	7,753	14,542	-46.69
<b>Month Jet Ops</b>	6,861	12,838	-46.56
<b>YTD A/C Ops</b>	84,819	170,204	-50.17
<b>Fuel (gals)</b>	2,847,164	5,032,621	-43.43
<b>YTD Fuel</b>	27,704,930	55,160,119	-49.77
<b>Int’l Arrivals</b>	368	767	-52.02
<b>YTD Int’l Arr.</b>	3,414	8,339	-59.06

**Highest Activity Day:** 469 – Friday, December 18<sup>th</sup>

**Day(s) w/ Ops Over 300:** 6    **Over 400:** 2

# TEB Manager's Meeting

January 2021



Airport Operations Update  
Manager, Airport Operations & Security  
Scott Marsh

# TEB Manager's Meeting

January 2021



Winter Weather Season 2020 - 2021

Jonathan Seibert



# **Winter 2020 – 2021 Summary**

Through January 13, 2021

## Overview 2020-2021

➤ Snow Events	1
➤ <u>Freezing Rain Events</u>	<u>0</u>
➤ <b>Total Precipitation Events</b>	<b>0</b>
➤ Snow Total YTD	11.8 inches
➤ Total Liquid Chemical	4,212 gallons
➤ Total Solid Chemical	4 tons
➤ Total Sand	0 yards

# 2020-2021 Event Summary

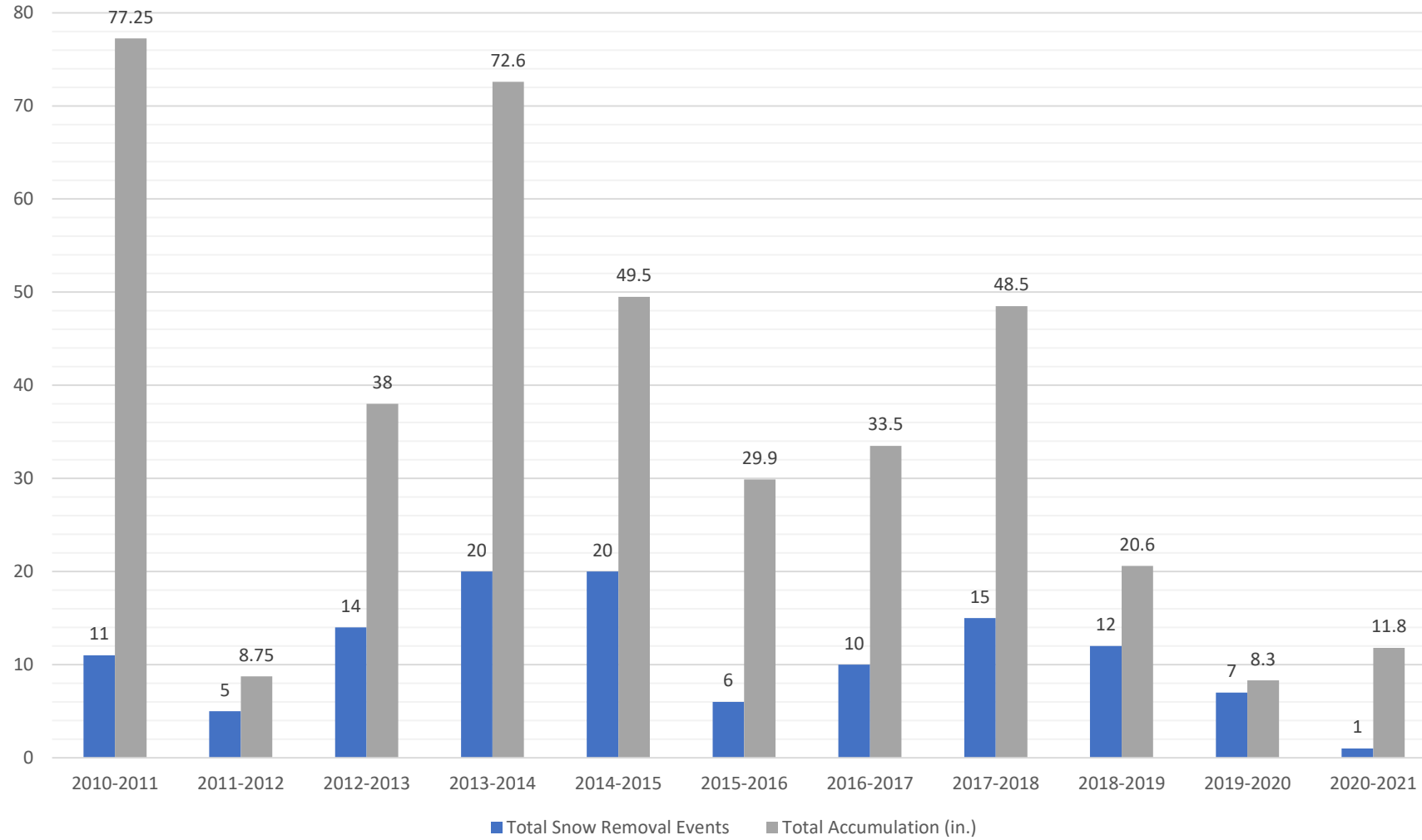
Date of Snow Event	Precipitation	Runway Closures/ Airport Closure	Treatment	Comments
12/16/2020- 12/17/2020 [19hr 59min]	11.8" Dry Snow, Blowing Snow	(16) 6/24.....7hr 16min (1) 1/19.....23hr 30min (11) ARPT CLSD.....5hr 35min	Liquid* = 4,212 gals	ILS 6 WED, THU (1447L-1046L)



# 10-Year Comparison

<b>Snow Season</b>	<b>Total Snow Removal Events</b>	<b>Total Accumulation (in.)</b>
2010-2011	11	77.25
2011-2012	5	8.75
2012-2013	14	38
2013-2014	20	72.6
2014-2015	20	49.5
2015-2016	6	29.9
2016-2017	10	33.5
2017-2018	15	48.5
2018-2019	12	20.6
2019-2020	7	8.3
2020-2021	1	11.8

# Comparison



# TEB Manager's Meeting

January 2021



FAA Operational Update  
ATCT Manager  
Gary Palm/AJ Barrett

# TEB Manager's Meeting

January 2021



## Wildlife Management Update

Terri Riotto – USDA



SPARTAN

GC-Z4Gb2

M

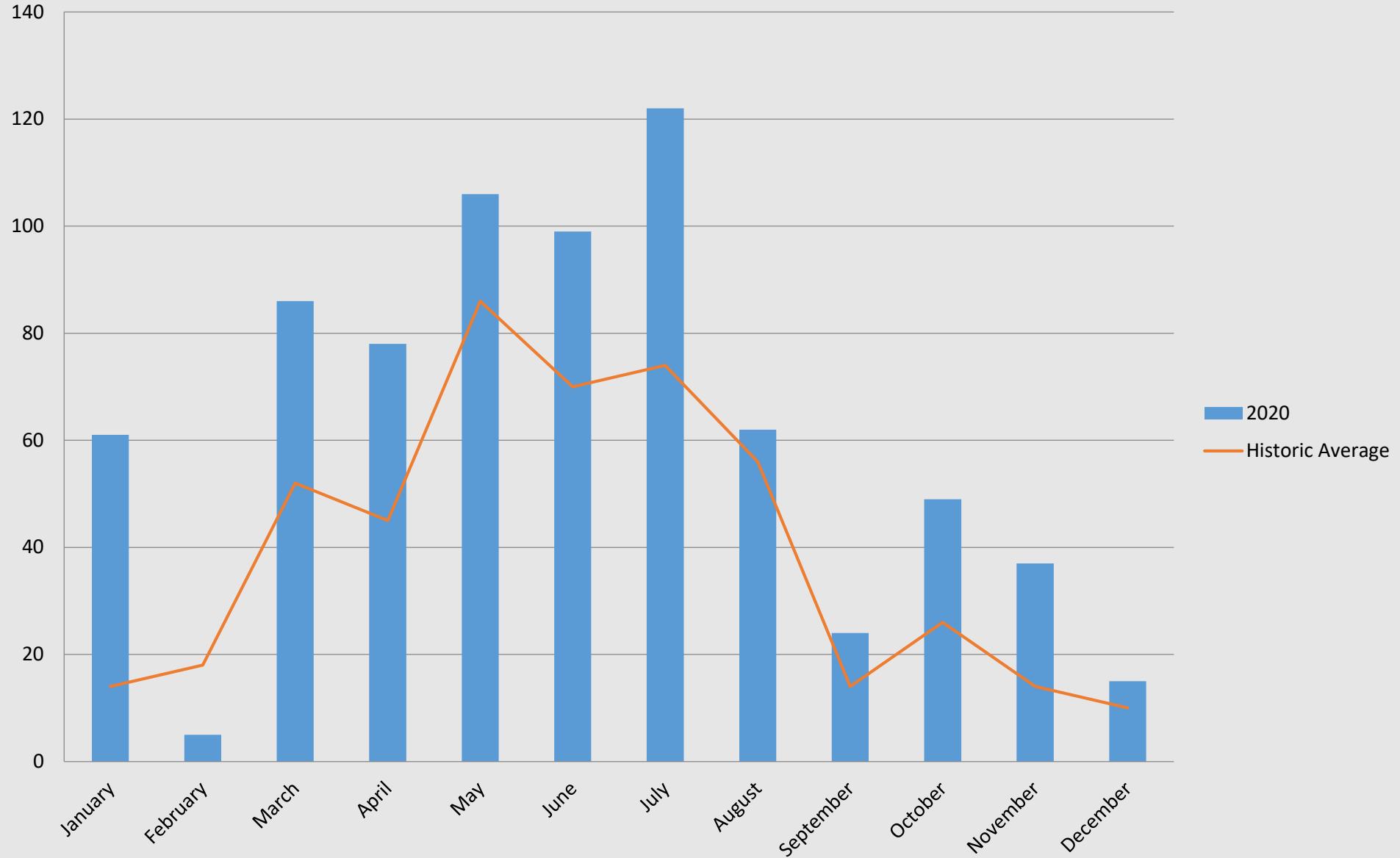
12/17/2020 15:55:56

○ 050°F

P3

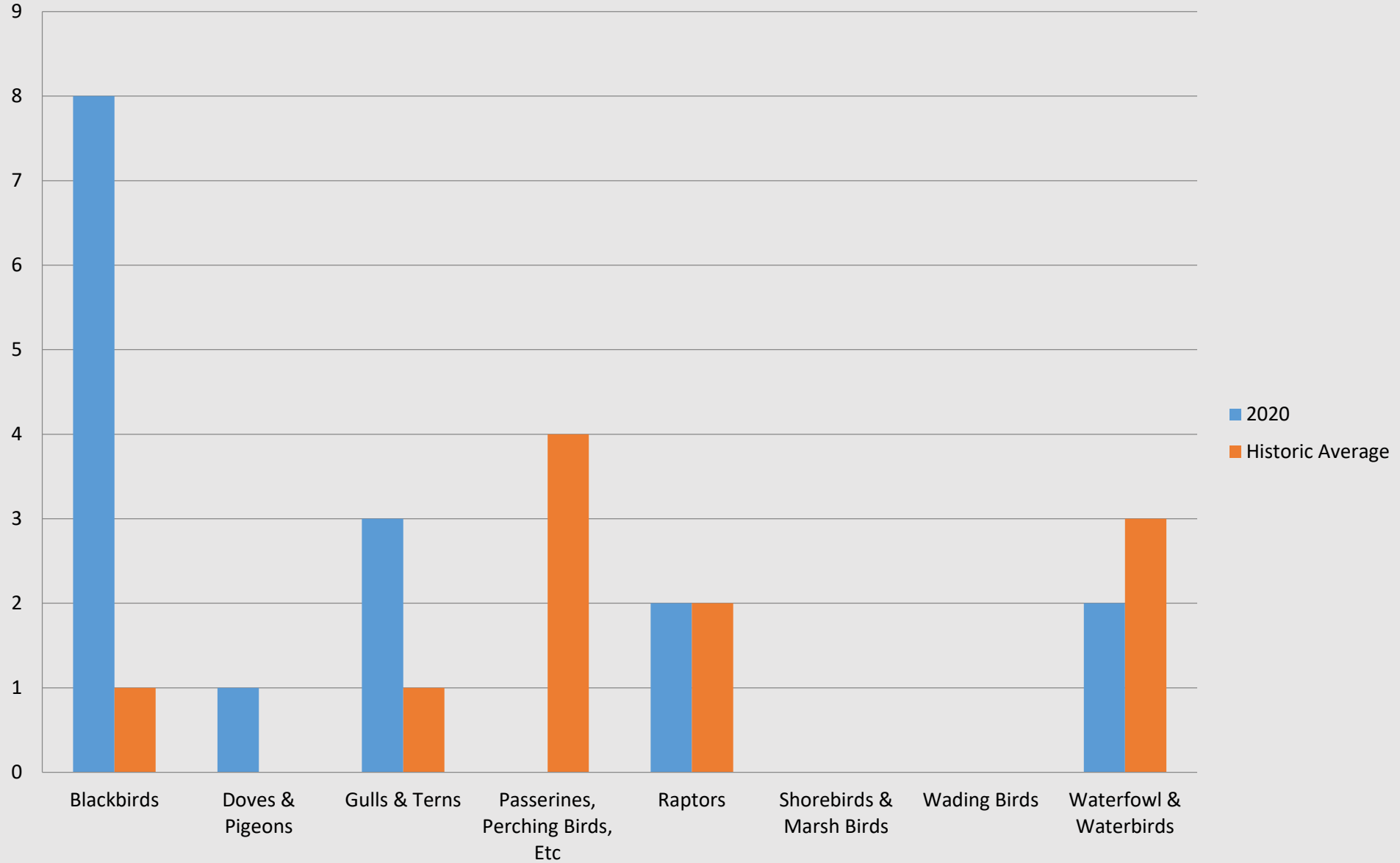


### Average Number of Birds per Survey

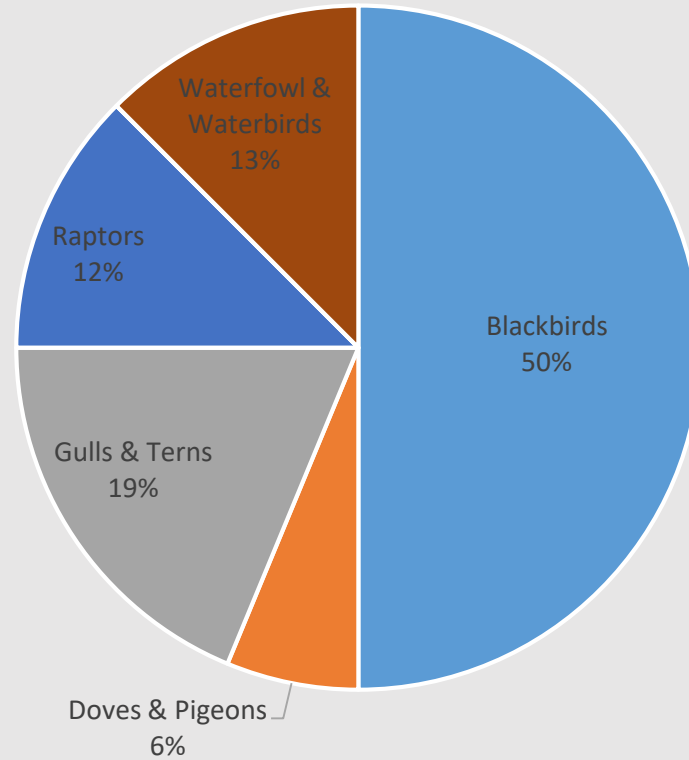




### Birds per Survey by Guild

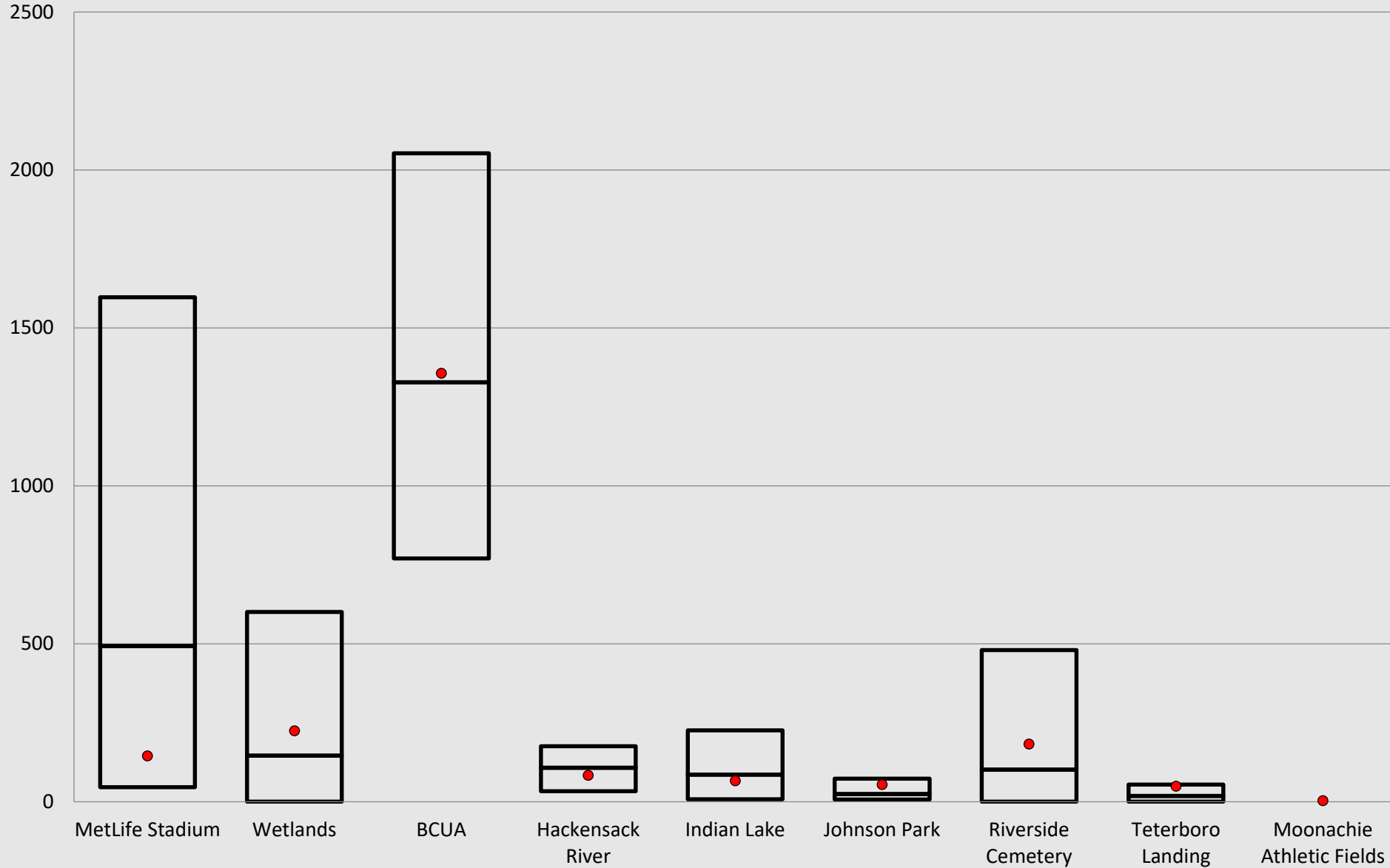


# On-Airport Observations by Guild





### Off-Airport Observations





## Raptor Relocations

Month	Species	Number trapped and relocated
January	American kestrel	1
March	American kestrel	10
April	American kestrel	50
July	American kestrel	17
August	American kestrel	13
September	American kestrel	43
October	American kestrel	31
	Red-tailed hawk	3
November	American kestrel	2
	Red-tailed hawk	2
December	American kestrel	4
<b>YTD Total</b>		<b>176</b>

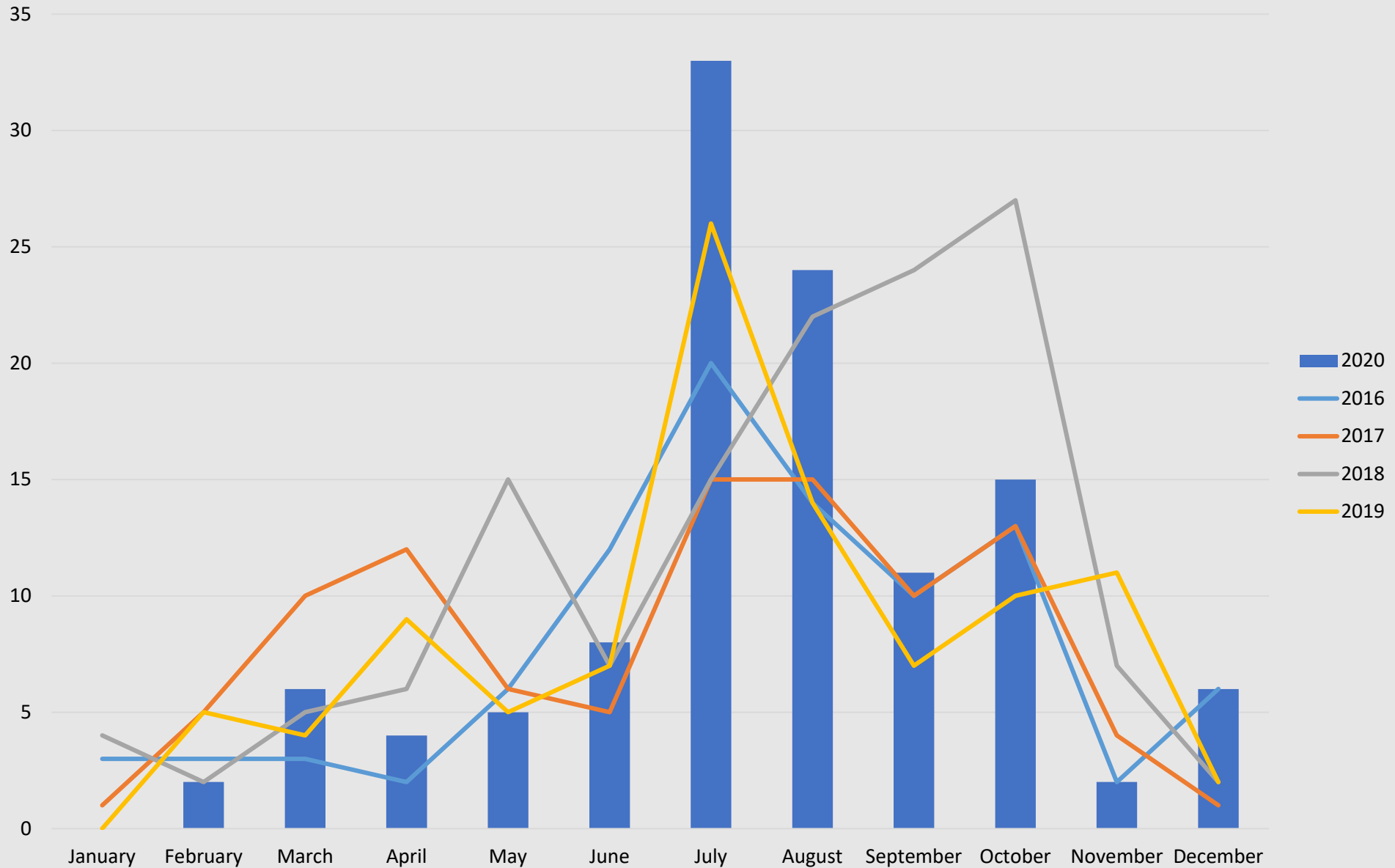
## December Wildlife Strikes

Species	Strikes	Comments
European starling	1	
Horned lark	3	
Snarge	1	Cooper's hawk?
Unknown	1	Pilot report
<b>Total</b>	<b>6</b>	





### TEB Strikes 2016-2020



# TEB Manager's Meeting

January 2021



TEB Noise Office Update  
Gabriel Andino

## Noise Complaints December and Full Year 2020

	2020		2019	
	Complaints	Callers	Complaints	Callers
<b>December PANYNJ Complaints</b>	335	25	351	40
<b>YTD PANYNJ Complaints</b>	5,337	149	3,322	356
<b>December 2020 3rd Party App Complaints</b>	1,370	3	2,475	6
<b>YTD App Complaints</b>	17,291	13	18,866	9
<b>December 2020 Total Complaints</b>	1,705	28	2,826	46
<b>2020 Total Complaints</b>	22,628	162	22,188	365

## December 2020 Noise Violations

Violation Level	December 2020	YTD 2020	December 2019	YTD 2019
First	1	32	5	77
Second	1	4	0	4
Third	0	0	0	0
Warning	0	13	2	29

# TEB Manager's Meeting

January 2021



CBP Update  
Basel Sabbagh/Jorge Erraez



# TEB Manager's Meeting

January 2021



OPEN DISCUSSION

# TEB Manager's Meeting

January 2021



## UPCOMING MEETINGS

TANAAC – January 27, 2021  
Manager's Meeting – February 10, 2021

# Thank You!

