

TEB Manager's Meeting

PORT
AUTHORITY
NY NJ

AIR LAND RAIL SEA

March 2021



TEB Manager's Meeting

March 2021



TEB – Monthly Statistics
Airport Manager
Maria Sheridan

TEB Manager's Meeting

March 2021



Airport Operations Update
Manager, Airport Operations & Security
Scott Marsh

TEB FEBRUARY 2021 Statistics



Presented at the March 2021 – Airport Manager's Meeting

	2021	2020	% ▲
Month A/C Ops	6,943	12,840	-45.93
Month Jet Ops	6,234	11,465	-45.63
YTD A/C Ops	14,605	24,989	-41.55
Fuel (gals)	2,438,262	4,633,998	-47.38
YTD Fuel	5,065,694	9,038,502	-43.95
Int'l Arrivals	254	678	-62.54
YTD Int'l Arr.	641	1,434	-55.30
Highest Activity Day:	361 – Thursday, February 11 th		
Day(s) w/ Ops Over 300:	7	Over 400:	0

TEB Manager's Meeting

March 2021



Winter Weather Season 2020 - 2021

Jonathan Seibert



Winter 2020 – 2021 Summary

Through March 10, 2021

Overview 2020-2021

- Snow Events 9
- Freezing Rain Events 4
- **Total Precipitation Events** 9

- Snow Total YTD 44.9 inches

- Total Liquid Chemical 51,110 gallons
- Total Solid Chemical 25 tons
- Total Sand 0 yards

2020-2021 Event Summary

Date of Event [Duration]	Precipitation	Runway & Airport Closures	Total Time Closed	Treatment	Comments
12/16/2020 12/17/2020 [19 hr, 59 min]	11.8 inches • Dry Snow • Blowing Snow	Runway 6/24 - (10) Runway 1/19 - (1) Airport Closures (10)	5 hours, 12 mins 22 hours, 46 mins 5 hours, 12 mins	Liquid: 4,212 gallons	ILS 6 <i>Wednesday & Thursday</i> (1447L – 1046L)
1/26/2021 [12 hr, 57 min]	0.3 inches • Wet Snow • Ice Pellets • Freezing Rain	<i>No closures associated with this event.</i>	<i>n/a</i>	<i>None</i>	ILS 6 <i>Tuesday</i> (1056L – 2353L)
1/31/2021 2/3/2021 [58 hr, 44 min]	20.8 inches • Dry Snow • Blowing Snow	Runway 6/24 - (19) Runway 1/19 - (3) Airport Closures (16)	15 hours, 24 mins 50 hours, 0 mins 12 hours, 21 mins	Liquid: 7,384 gallons Solid: 13 tons	ILS 6 <i>Sunday, Monday, Tuesday</i> (1731L – 0415L)
2/7/2021 [7 hr, 49 min]	6.2 inches • Wet snow	Runway 6/24 - (6) Runway 1/19 - (1) Airport Closures (6)	3 hours, 0 mins 9 hours, 36 mins 2 hours, 23 mins	Liquid: 8,116 gallons	ILS 6 <i>Sunday</i> (0843L – 1632L)
2/9/2021 [3 hr, 40 min]	0.0 inches • Freezing Drizzle	Runway 6/24 - (1) Runway 1/19 - (1) Airport Closures (0)	10 mins 10 mins <i>n/a</i>	Liquid: 4,953	ILS 6 <i>Tuesday</i> (1206L – 1546L)

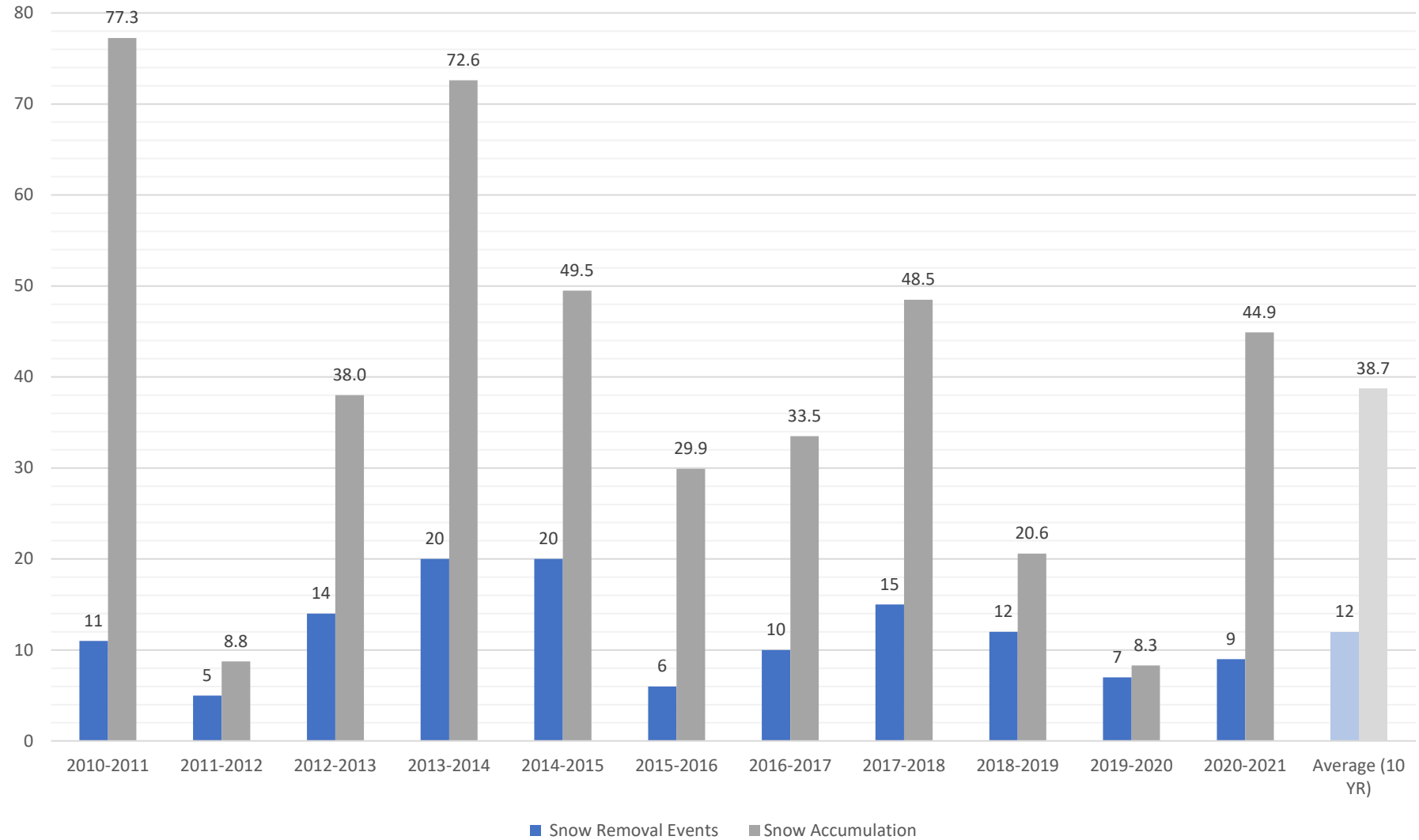
2020-2021 Event Summary

Date of Event [Duration]	Precipitation	Runway & Airport Closures	Total Time Closed	Treatment	Comments
2/11/2021 [7 hr, 36 min]	0.7 inches • Dry Snow	Runway 6/24 - (2) Runway 1/19 - (1) Airport Closures (2)	46 mins 3 hours, 44 mins 46 mins	None	ILS 6 <i>Wednesday & Thursday</i> (2305L – 0641L)
2/14/2021 [12 hr, 20 min]	0.0 inches • Freezing Rain • Ice Pellets	Runway 6/24 - (1) Runway 1/19 - (1) Airport Closures (0)	15 mins 16 mins	Liquid: 5,317 gallons	ILS 6 <i>Saturday & Sunday</i> (1733L – 0553L)
2/18/2021 [36 hr, 27 min]	3.5 inches • Wet Snow • Freezing Rain • Ice Pellets	Runway 6/24 - (11) Runway 1/19 - (3) Airport Closures (8)	4 hours, 18 mins 13 hours, 16 mins 3 hours, 14 mins	Liquid: 18,993 gallons	ILS 6 <i>Thursday & Friday</i> (0659L – 1926L)
2/22/2021 [2 hr, 31 min]	1.6 inches • Wet Snow	Runway 6/24 - (1) Runway 1/19 - (1) Airport Closures (1)	28 mins 48 mins 28 mins	Liquid: 2,135 gallons	ILS 19 <i>Monday</i> (1114L – 1345L)

10-Year Comparison

Snow Season	Snow Removal Events	Snow Accumulation
2010-2011	11	77.3
2011-2012	5	8.8
2012-2013	14	38.0
2013-2014	20	72.6
2014-2015	20	49.5
2015-2016	6	29.9
2016-2017	10	33.5
2017-2018	15	48.5
2018-2019	12	20.6
2019-2020	7	8.3
2020-2021	9	44.9
Average (10 YR)	12	38.7

Comparison



TEB Manager's Meeting

March 2021



FAA Operational Update
ATCT Manager
Gary Palm/AJ Barrett

TEB Manager's Meeting

March 2021



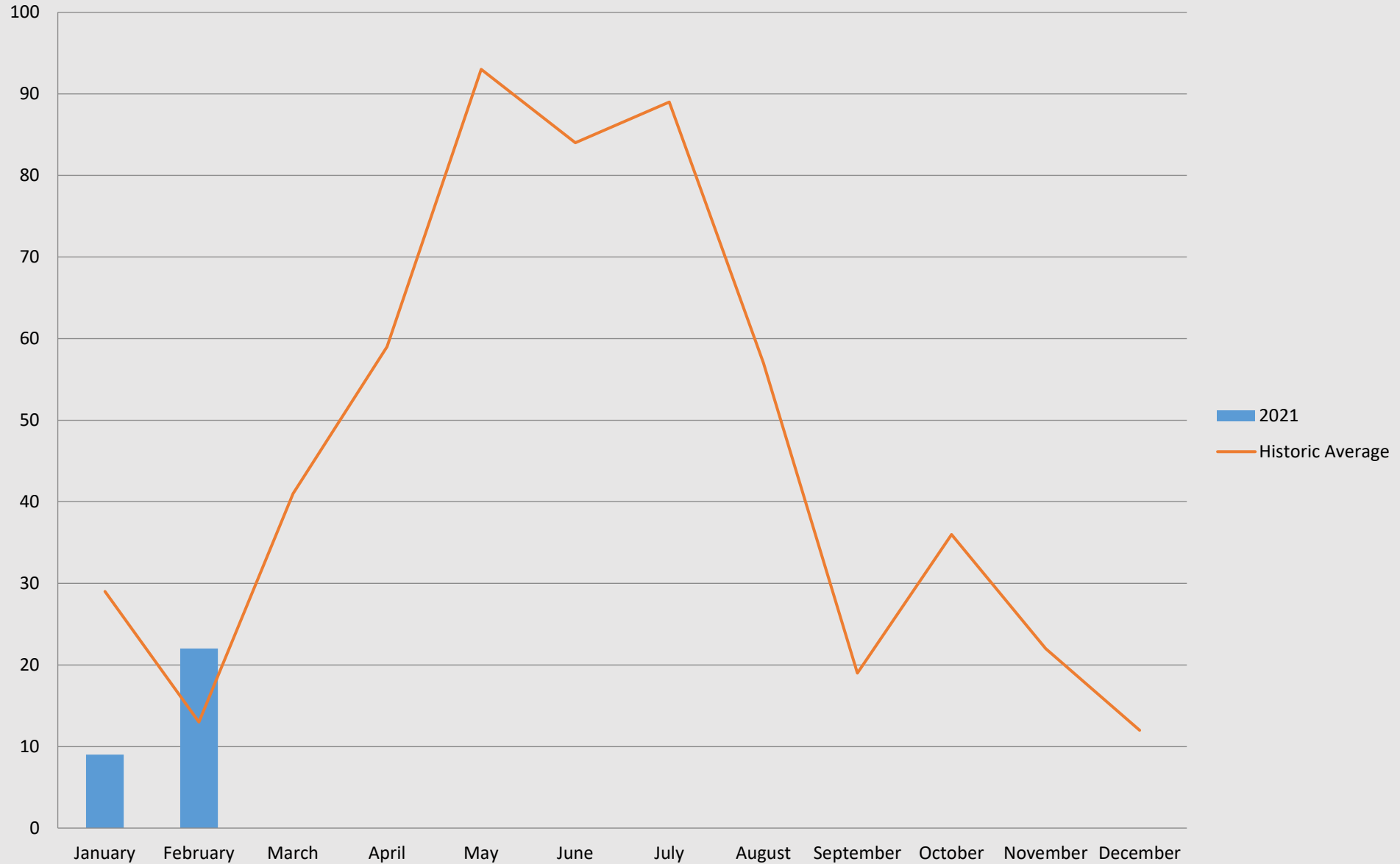
Wildlife Management Update

Terri Riotto – USDA



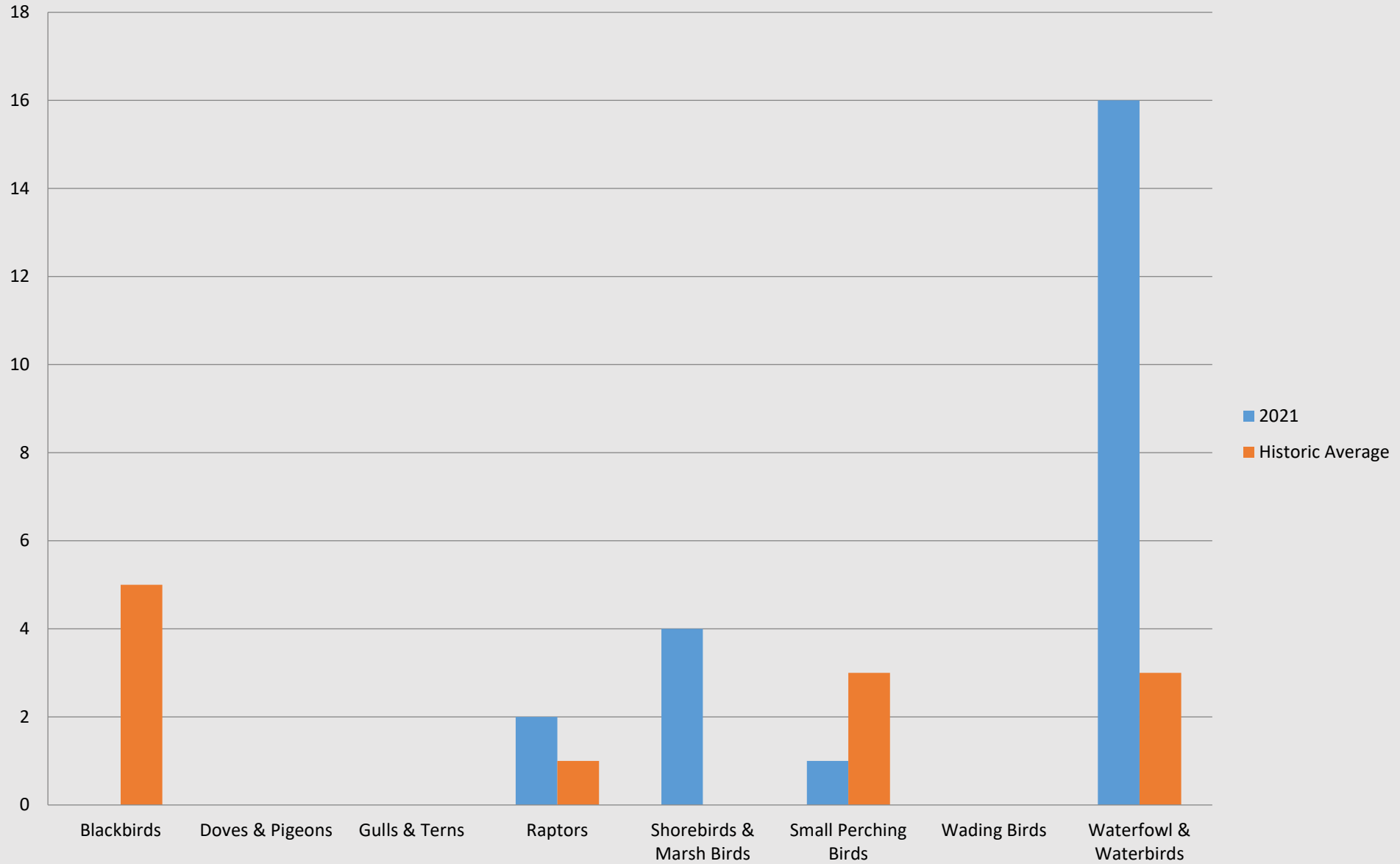


Average Number of Birds per Survey


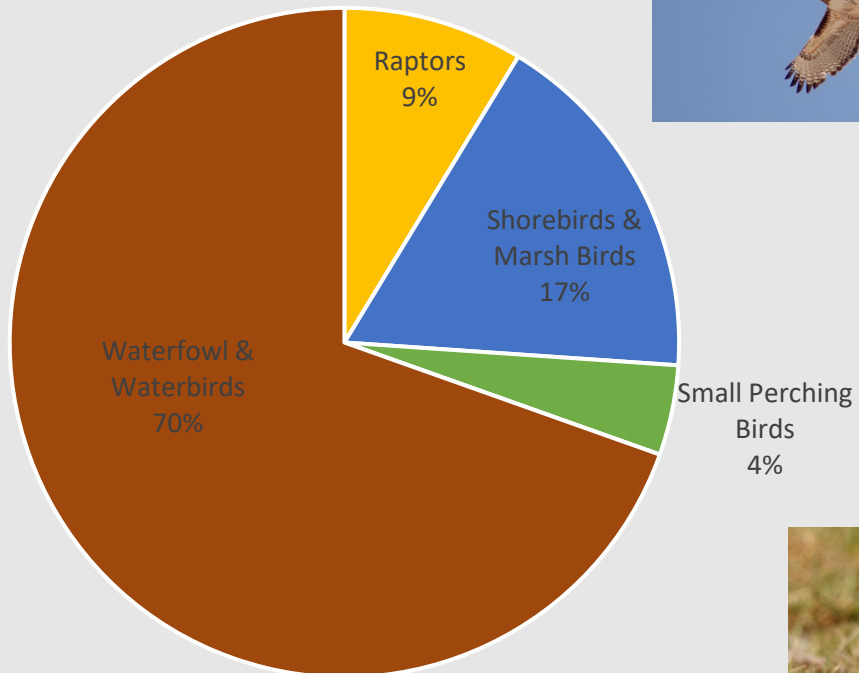





Birds per Survey by Guild



On-Airport Observations by Guild



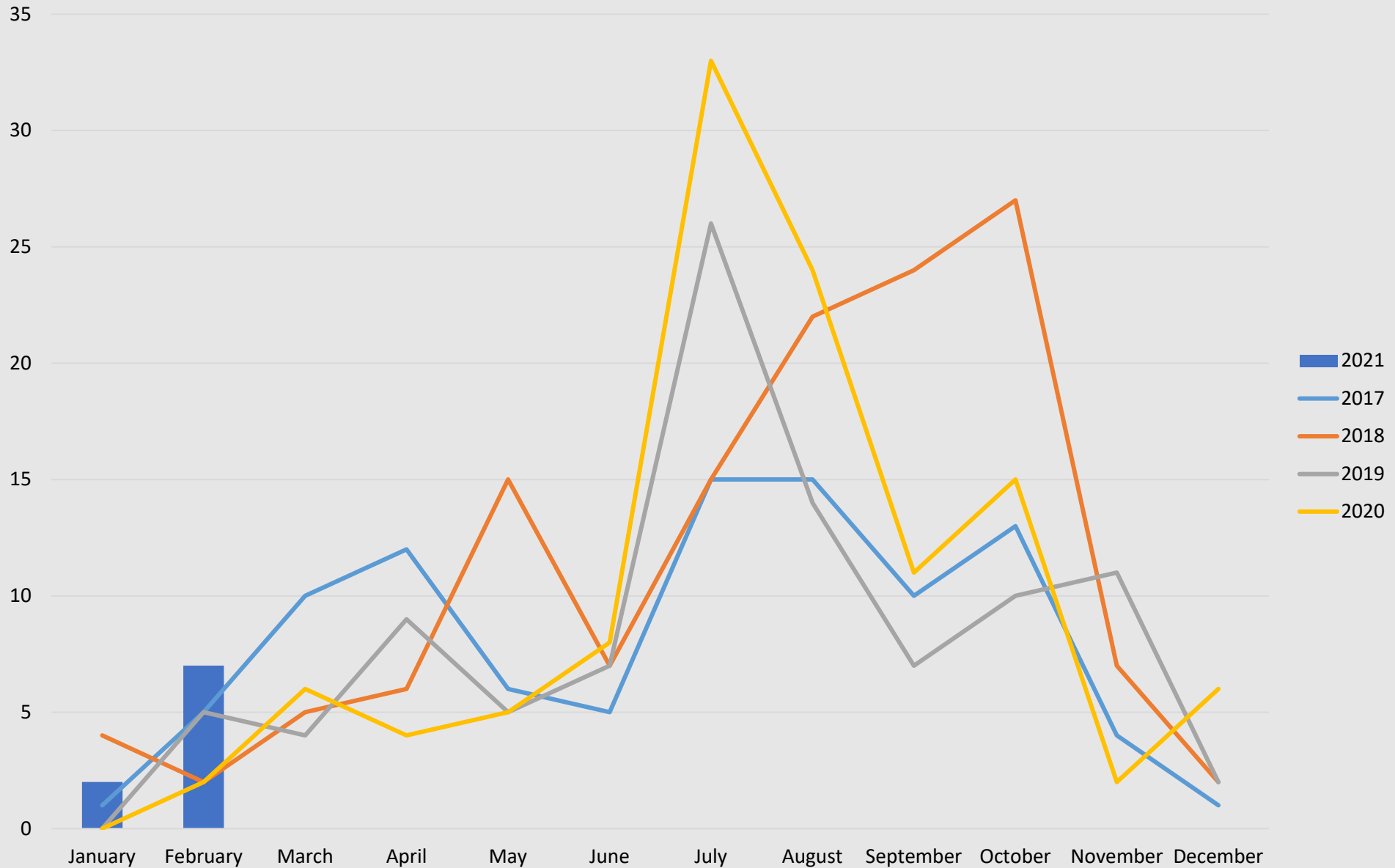
February Wildlife Strikes

Species	Strikes	Comments
Horned lark	4	All strikes occurred the day after major snowstorm in early February. Two strikes involved multiple birds.
Killdeer	1	
Mourning dove	1	
Unknown	1	Reported to Operations, but no snarge found.
Total	7	





TEB Strikes 2017-2021



TEB Manager's Meeting

March 2021



TEB Noise Office Update
Gabriel Andino

Noise Complaints

February 2021

	2021		2020	
	Complaints	Callers	Complaints	Callers
February PANYNJ Complaints	282	21	467	30
YTD PANYNJ Complaints	650	34	940	46
February 3 rd Party App Complaints	1,349	1	2,017	6
YTD App Complaints	2,887	2	3,960	6
February Total Complaints	1,631	22	2,416	34
2020 Total Complaints	3,537	36	4,900	52

Top 5 Complaints by Community

Top 5 Complaints by Community		
Community	Complaints	Primary source of complaint
Maywood	1,459	RWY 19 Arrivals
Rutherford	88	RWY 24 Departures, RWY 6 Arrivals
Hackensack	37	RWY 19 Arrivals, RWY 1 Departures
South Hackensack	21	RWY 24 Arrivals, RWY 1/6 Departures
Saddle River	8	RWY 19 Arrivals

February Noise Violations

Violation Level	February 2021	YTD 2021	February 2020	YTD 2020
First	2	5	1	4
Second	0	1	0	1
Third	0	0	0	0
Warning	0	0	1	3

TEB Manager's Meeting

March 2021



CBP Update
Basel Sabbagh/Jorge Erraez

TEB Manager's Meeting

March 2021



OPEN DISCUSSION

TEB Manager's Meeting

March 2020



UPCOMING MEETINGS

- Manager's Meeting – April 14, 2021

Thank You!

