

TEB Manager's Meeting

PORT
AUTHORITY
NY NJ

AIR LAND RAIL SEA

January 2022



TEB Manager's Meeting

January 2022



TEB – Monthly Statistics
Airport Manager
Maria Sheridan

TEB DECEMBER 2021 Statistics



Presented at the JANUARY 2022 – Airport Manger’s Meeting

	2021	vs. 2020	%▲	vs. 2019	%▲
Month A/C Ops	15,608	7,753	101.32	14,542	7.33
Month Jet Ops	13,615	6,861	98.44	12,838	6.05
YTD A/C Ops	143,975	84,819	69.74	170,204	-15.41
Fuel (gals)	5,961,098	2,847,164	109.37	5,032,621	18.45
YTD Fuel	49,509,265	27,704,930	78.70	55,160,119	-10.24
Int’l Arrivals	796	368	116.30	767	3.78
YTD Int’l Arr.	6,182	3,414	81.08	8,339	-25.87

Highest Activity Day: 744 – Friday, December 17th

Day(s) w/ Ops Over 600: 14 **Over 700:** 4

TEB Manager's Meeting

January 2022



Airport Operations Update
Manager, Airport Operations & Security
Scott Marsh

TEB Manager's Meeting – January 2022

Airport Operation – Project Update

➤ Airfield Construction

RWY 6/24 Rehabilitation – 2022 - 2023

- Hours of Work/Staging:
- Runway 6-24 Overnight Closures (April 2022 thru April 2023):
 - Sunday, Tuesday, Wednesday, and Thursday - 10:30 pm to 6:30 am the following morning
 - Monday 10:30 pm to 8:30 am Tuesday
- Runway 6-24 Weekend Closures:
 - 38-hour closures – Friday 10:00 pm to noon Sunday (May 2nd thru August 31st – total of 7)
 - 12-hour closures – Sunday 12:01 am to noon Sunday (Oct 1st thru Nov 30th – total of 6)
- Airport Weekend Closures:
 - 38-hour closures – Friday 10:00 pm to noon Sunday (July 1st through Aug 31st – total of 6)
 - 12-hour closures – Sunday 12:01 am to noon Sunday (Oct 1st thru Nov 30th – total of 2)

FAA ILS RWY 19 System Upgrade

- Scheduled for 2022 April - October

TEB Manager's Meeting – January 2022

Airport Operation – Project Update

➤ Airfield Construction

FAA CONTROL TOWER

- IMPACTS TO MINIMUMS FROM TEMPORARY CRANE FOR CONSTRUCTION BETWEEN **AUGUST 2021 AND JUNE 2022** (AS CURRENTLY SCHEDULED).
- **VOR RWY 24 –S-24 MINIMUMS MDA INCREASE 20 FEET** (FROM 540-1 532 TO 560-1 552)
- **COPTER ILS OR LOC RWY 6 –S-ILS MINIMUMS DA/HATH INCREASE 64 FEET** (FROM 206/12 200 TO 270/24 265)
- **ILS OR LOC RWY 6–S-ILS MINIMUMS DA/HATH INCREASE 64 FEET** (FROM 206/12 200 TO 270/24 265)
- **ILS OR LOC RWY 19 –S-ILS MINIMUMS DA/HATH INCREASE 115 FEET** (FROM 219/ 3/4 213 TO 334/1 327)
- **RNAV (GPS) Y RWY 19 –LPV MINIMUMS DA/HATH INCREASE 117 FEET** (FROM 219/ 3/4 213 TO 336/1 329)

TEB Manager's Meeting – January 2022

Airport Operation – Project Update

➤ Local Airport Update

EWR

- RWY 4R/22L Rehabilitation
 - Night and Weekend runway closures

TEB Manager's Meeting – January 2022

Airport Security Update

- Airport Community Watch Program
 - Audit Update

TEB Manager's Meeting

January 2022



Airport Construction Update

Anthony Adamo

CONSTRUCTION UPDATE

TEB Tenant Alterations January 2022

TAA-T-0355.03 FAA – Walsh Construction - New Control Tower - 7/2023 (New Tower Level with Base Building)



TAA-T-0355.03 FAA – Walsh Construction - New Control Tower - 7/2023 (Mechanical Equipment Inside Shaft and View From The Top)





Winter 2021 – 2022 Summary

through January 12, 2022

Overview 2021-2022

- Snow Events 1
- Freezing Rain Events 0
- **Total Precipitation Events** 0

- Snow Total YTD 6.4 inches

- Total Liquid Chemical 3,910 gallons
- Total Solid Chemical 0 tons
- Total Sand 0 yards

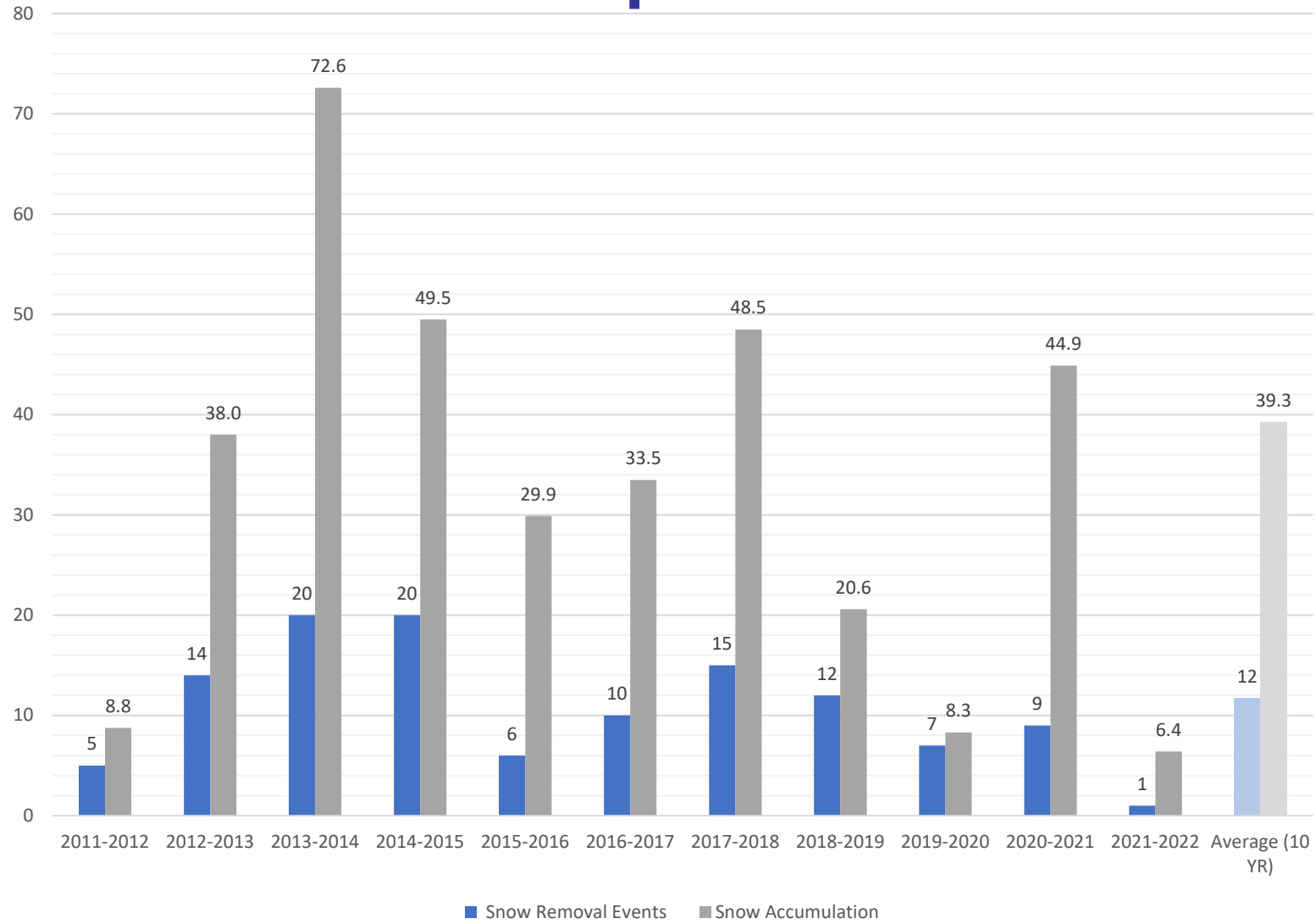
2021-2022 Event Summary

Date of Event [Duration]	Precipitation	Runway & Airport Closures	Total Time Closed	Treatment	Comments
1/7/2022 [9 hours, 6 min]	6.4 inches • Wet Snow	Runway 6/24 - (5) Runway 1/19 - (1) Airport Closures - (5)	4 hours, 24 min 7 hours, 52 min 3 hours, 24 min	Liquid: 3,910 gallons	ILS 6 Early Friday Morning [2333L - 0839L]

10-Year Comparison

Snow Season	Snow Removal Events	Snow Accumulation
2011-2012	5	8.8
2012-2013	14	38.0
2013-2014	20	72.6
2014-2015	20	49.5
2015-2016	6	29.9
2016-2017	10	33.5
2017-2018	15	48.5
2018-2019	12	20.6
2019-2020	7	8.3
2020-2021	9	44.9
2021-2022	1	6.4
Average (10 YR)	12	39.3

Comparison



TEB Manager's Meeting

January 2022



FAA Operational Update
ATCT Acting Manager
AJ Barrett

TEB Manager's Meeting

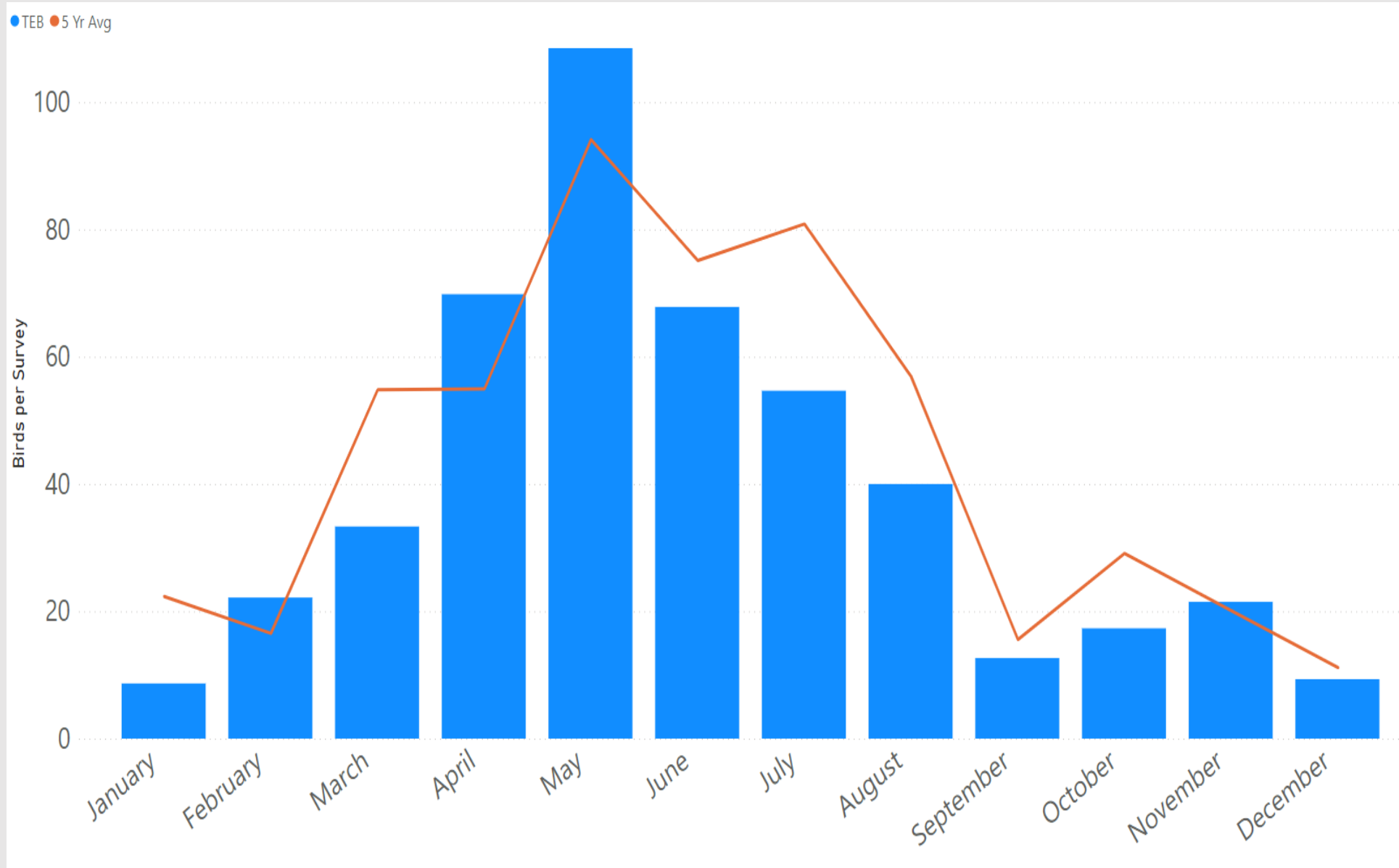
January 2022

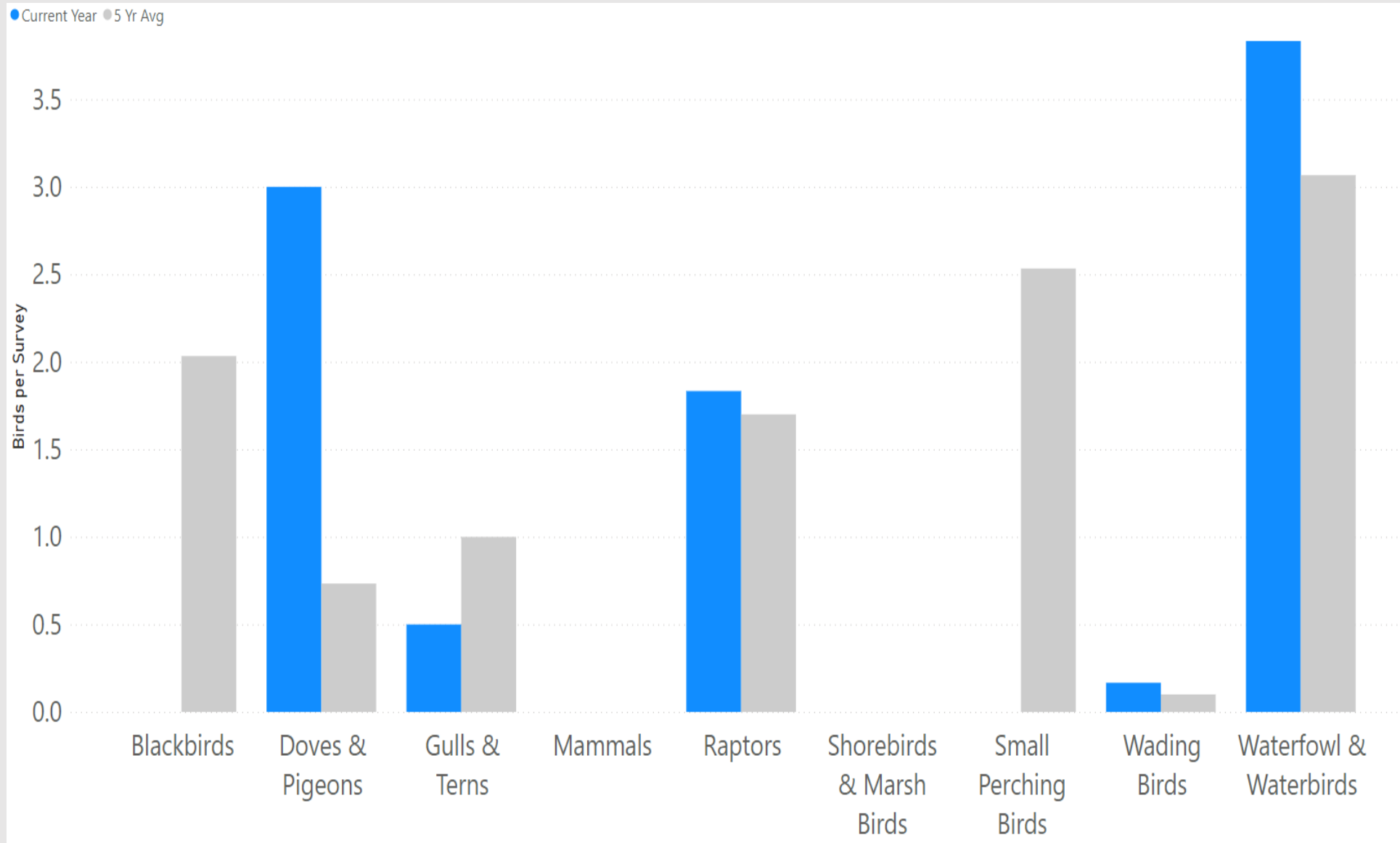


Wildlife Management Update

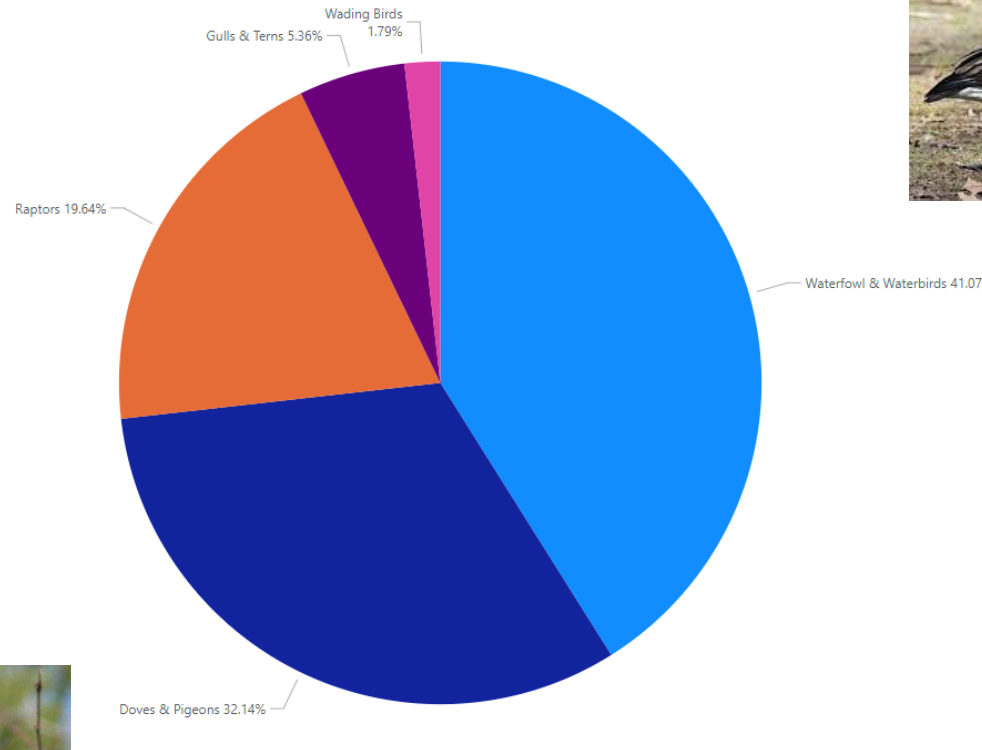
Terri Riotto – USDA







On-Airport Observations by Guild





Raptor Relocations

Month	Species	Number trapped and relocated
March	American kestrel	13
March	Red-tailed hawk	2
April	American kestrel	81
May	American kestrel	4
August	American kestrel	5
September	American kestrel	15
October	American kestrel	43
November	American kestrel	5
YTD Total		168

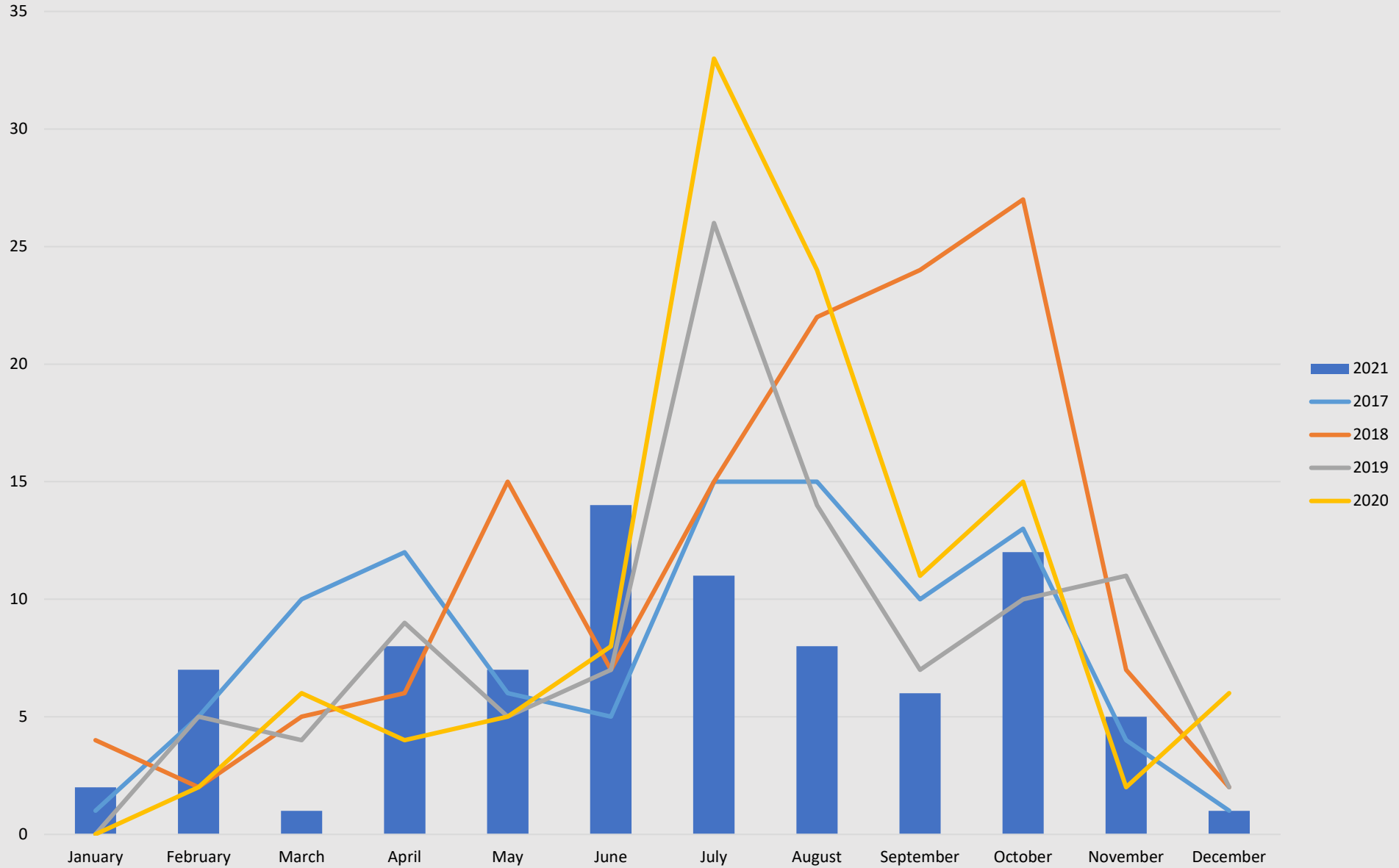
December Wildlife Strikes

Species	Strikes	Comments
Dark-eyed junco	1	Aircraft reported strike while landing Rwy 19. Snarge obtained from nose and windshield. No damage.
Total	1	





TEB Strikes 2017-2021



TEB Manager's Meeting

January 2022



TEB Noise Office Update
Gabriel Andino



Airport Manager's Meeting
Noise/Environmental Update

January 12, 2022

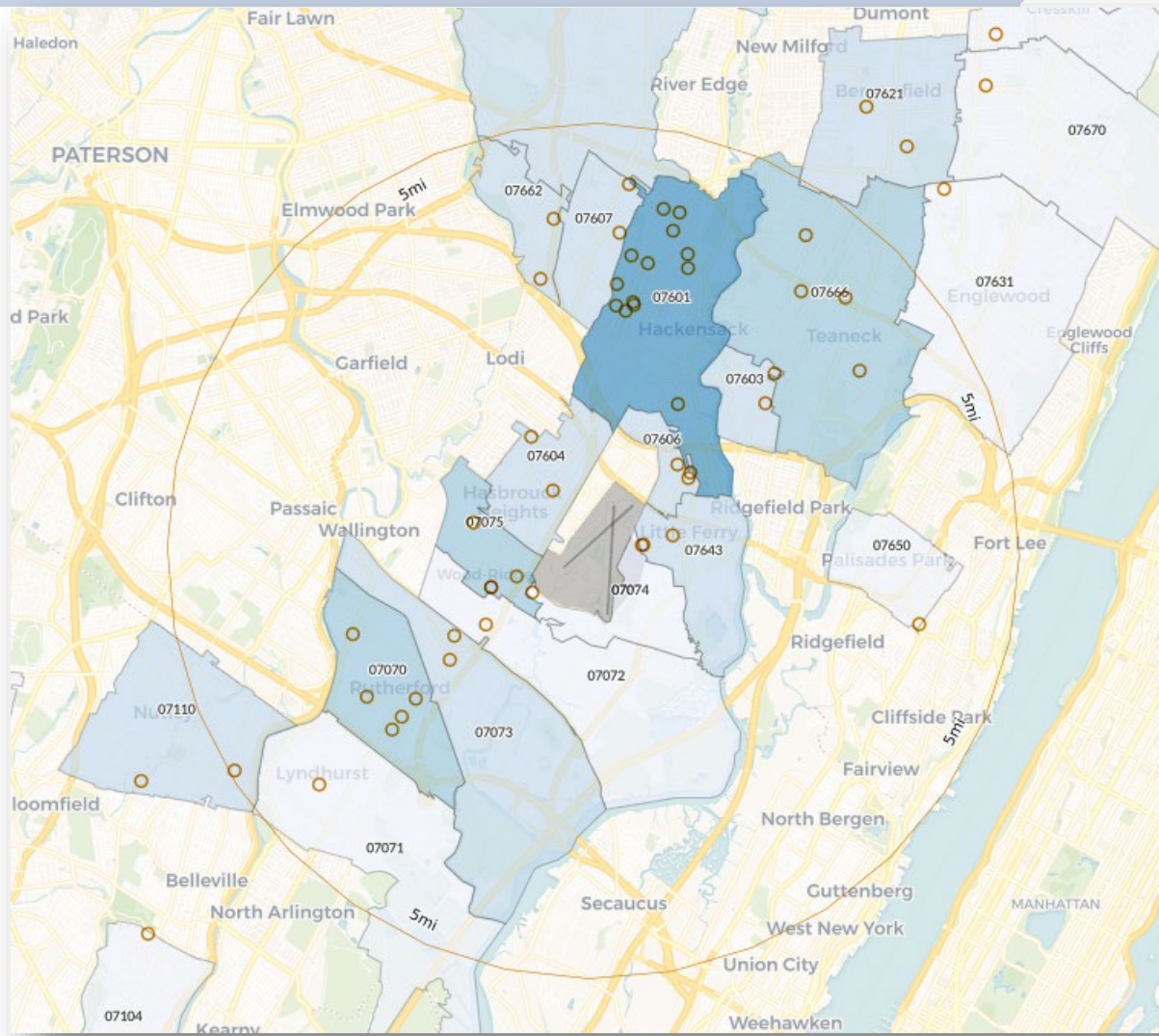


Annual Noise Complaints

	2019	2020	2021
Callers	280	147	654
Complaints	22,158	22,628	43,480

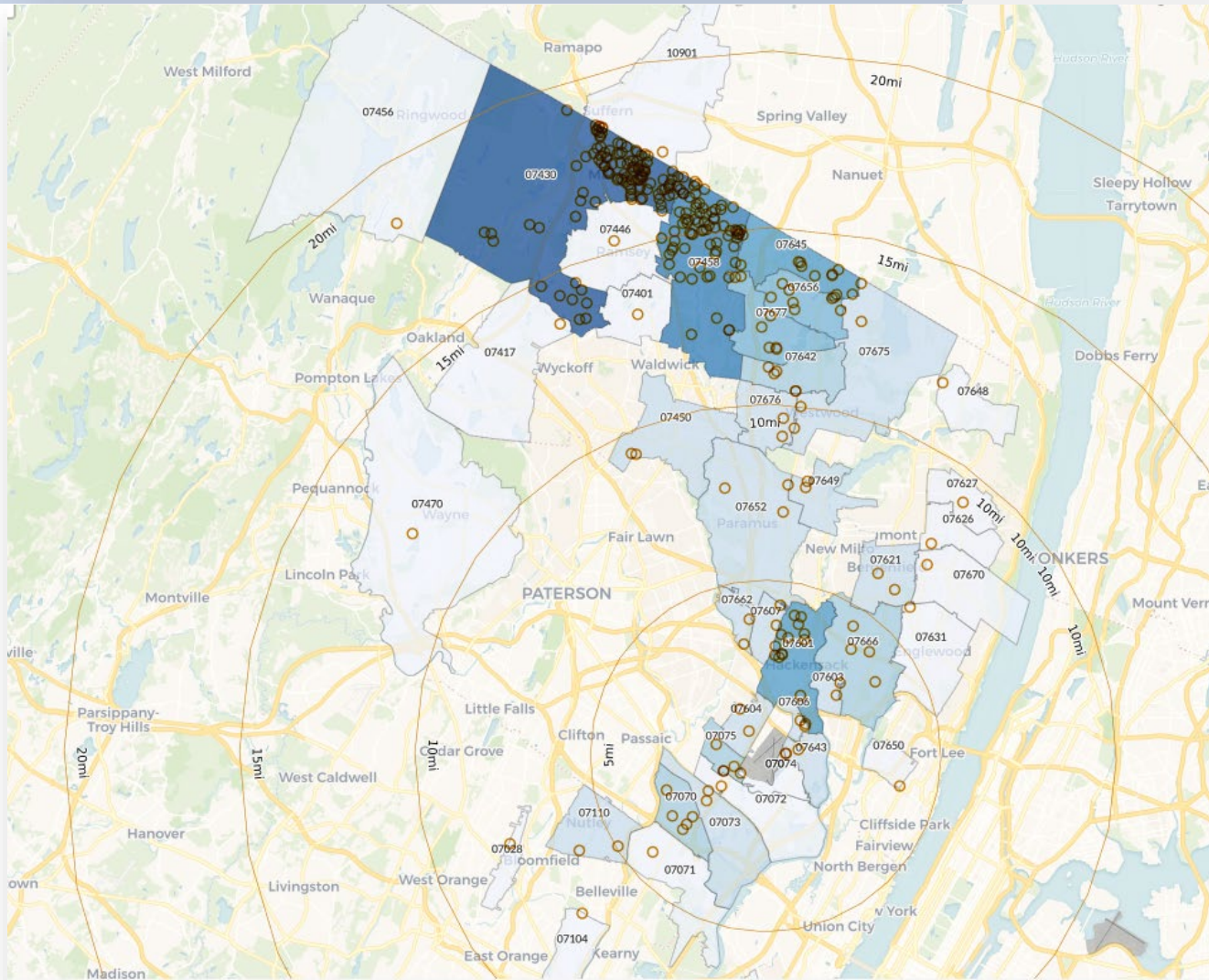
Complaint Locations December 2021

5-mile Radius



Complaint Locations December 2021

20-mile radius



December Noise Violations

Violation Level	December 2021	YTD 2021	December 2020	YTD 2020
First	3	73	1	32
Second	0	7	1	4
Third	0	2	0	0
Warning	4	28	0	13

2019: 76 First Violations, 4 Second Violations, 31 Warnings

TEB Manager's Meeting

January 2022



CBP Update
Basel Sabbagh/Jorge Erraez



Safety Accredited

This airport has been accredited for our cleaning and safety practices.

TEB Manager's Meeting

January 2022



OPEN DISCUSSION

TEB Manager's Meeting

January 2022



UPCOMING MEETINGS

- Human Trafficking Awareness Month – January
 - TANAAC Meeting – January 26 – 6PM
 - Manager's Meeting – February 9 – 10:30AM

Thank You!

