

TEB Manager's Meeting

PORT
AUTHORITY
NY NJ

AIR LAND RAIL SEA

January 2023



TEB Manager's Meeting

January 2023



TEB – Monthly Statistics
Airport Manager
Maria Sheridan

TEB DECEMBER 2022 Statistics



Presented at the JANUARY 2023 – Airport Manger’s Meeting

	2022	2021	% Change
Month A/C Ops	14,785	15,608	-5 %
Month Jet Ops	13,140	13,615	-3 %
YTD A/C Ops	167,137	143,975	16 %
Fuel (gals)	5,484,076	5,961,098	-8 %
YTD Fuel	57,118,708	49,509,265	15 %
Int’l Arrivals	807	796	1 %
YTD Int’l Arr.	9,040	6,182	46 %

Highest Activity Day: 756 – Sunday, December 4th

Day(s) w/ Ops Over 600: 9 **Over 700:** 4

TEB Manager's Meeting

January 2023



Airport Operations Update
Manager, Airport Operations & Security
Scott Marsh

TEB Manager's Meeting – January 2023

Airport Operations – Airfield Construction Project Update

Communications Equipment Upgrades

- **Building 27 – ARFF Garage (Fire House)**
- **REILS (Runway End Identifier Lights)**
 - **RWY 19**
 - **RWY 24**

TEB Manager's Meeting – January 2023

Airport Operations – Airfield Construction Project Update

FAA Construction

- RWY 01 VASI upgraded to PAPI (2023)
- Power Distribution Upgrades to: (2023)
 - RWY 01 VASI/PAPI
 - RWY 01 REILs
 - RWY 06 GS
 - RWY 06 LOC
 - RWY 24 PAPI
 - ASOS

TEB Manager's Meeting – January 2023

Airport Operations – Project Update

- FAA Control Tower
 - Continuing as scheduled

TEB Manager's Meeting – January 2023

Airport Operations – Aircraft Traffic Outlook November / December

➤ January Events

New Years Day – Jan 1

Martin Luther King Day – Jan 16

➤ February Events

Grammy's – Feb 5 (Los Angeles' CA)

NYC Fashion Week - Feb 10 – 15

Super Bowl – Feb 12

Valentine's Day – Feb 14

Daytona 500 – Feb 19

Presidents Day – Feb 20

TEB Manager's Meeting – January 2023

Airport Security Update

➤ Audit Update

TEB Manager's Meeting

January 2023



Airport Construction Update

Daniel Snyder

CONSTRUCTION UPDATE

January 2023

TEB-144.063A

Rehabilitation of Runway 6-24

General Contractor: Tilcon New York, Inc.

Award Date: March 14, 2022

Preconstruction Meeting Date: March 22, 2022

Contract Authorization: \$12,417,803

Project Update: Photometric report has been submitted and is under review by the REO and Designers. Meeting scheduled for Jan 11 to discuss. Corrective action will be performed on all applicable lights.

Questions / Comments?



Winter 2022 – 2023 Summary

through January 9, 2023

Overview 2022-2023

- Snow Events 2
- Freezing Rain Events 0
- **Total Precipitation Events** 0

- Snow Total YTD 0.60 inches

- Total Liquid Chemical 4,919 gallons
- Total Solid Chemical 0 tons
- Total Sand 0 yards

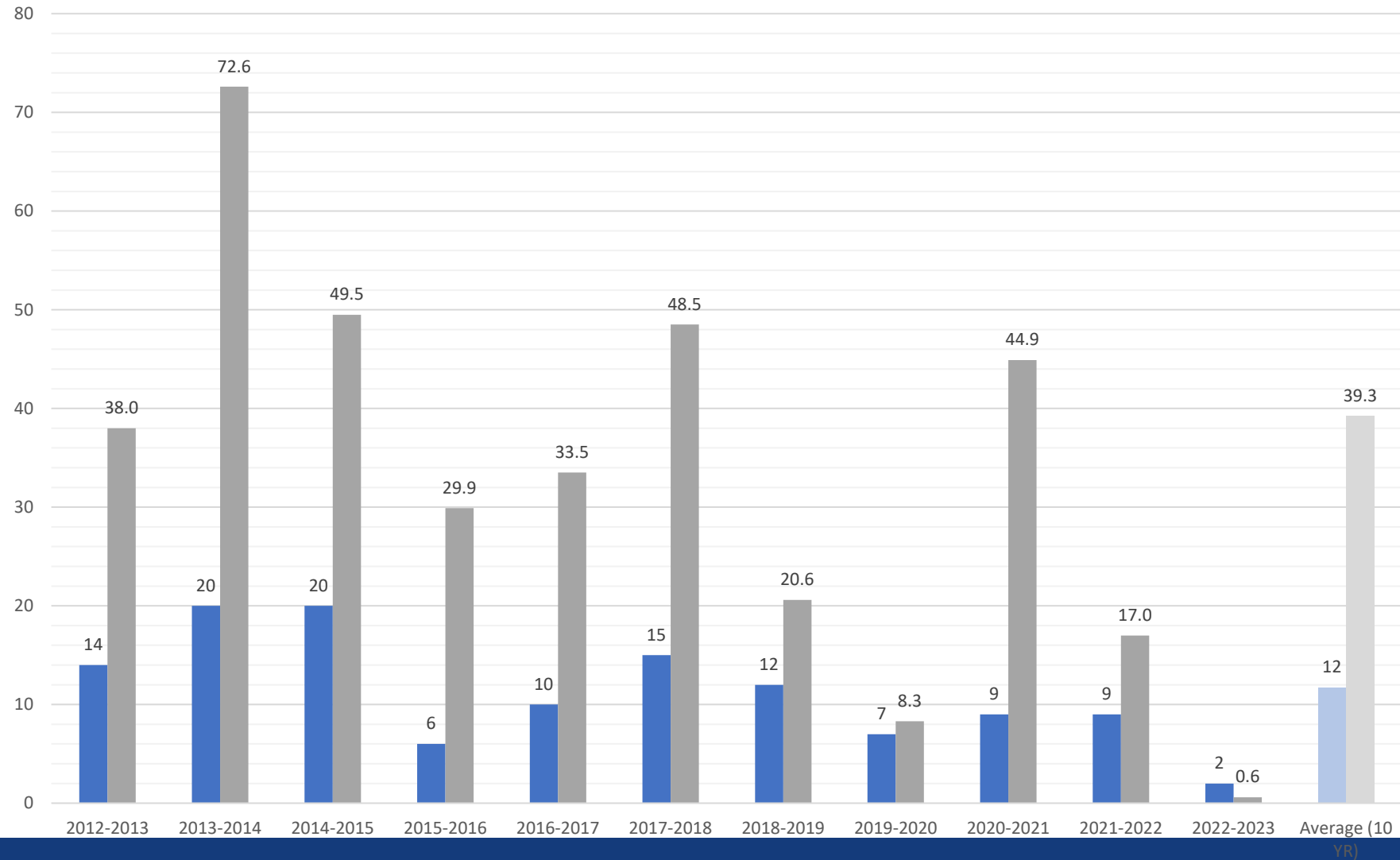
2022-2023 Event Summary

Date of Event [Duration]	Precipitation	Runway & Airport Closures	Total Time Closed	Treatment	Comments
12/11/2022 [7 hours, 46 minutes]	0.6 inches • Wet Snow	Runway 6/24 - (0) Runway 1/19 - (0) Airport Closures - (0)	0 mins 0 mins 0 mins	None	ILS 6 Sunday Night 0.6 inches in the grass
12/23/2022 [2 hours, 50 minutes]	0.0 inches • Wet Snow	Runway 6/24 - (1) Runway 1/19 - (1) Airport Closures - (0)	14 mins 13 mins 0 mins	Liquid: 4,919 gallons	Friday Afternoon Rain/Snow Transition Hard Freeze Expected

10-Year Comparison

Snow Season	Snow Removal Events	Snow Accumulation
2012-2013	14	38.0
2013-2014	20	72.6
2014-2015	20	49.5
2015-2016	6	29.9
2016-2017	10	33.5
2017-2018	15	48.5
2018-2019	12	20.6
2019-2020	7	8.3
2020-2021	9	44.9
2021-2022	9	17.0
2022-2023	2	0.6
Average (10 YR)	12	39.3

Comparison



TEB Manager's Meeting

January 2023



ATCT – FAA Update
Lazaro Arteaga
Acting Manager

TEB Manager's Meeting

January 2023

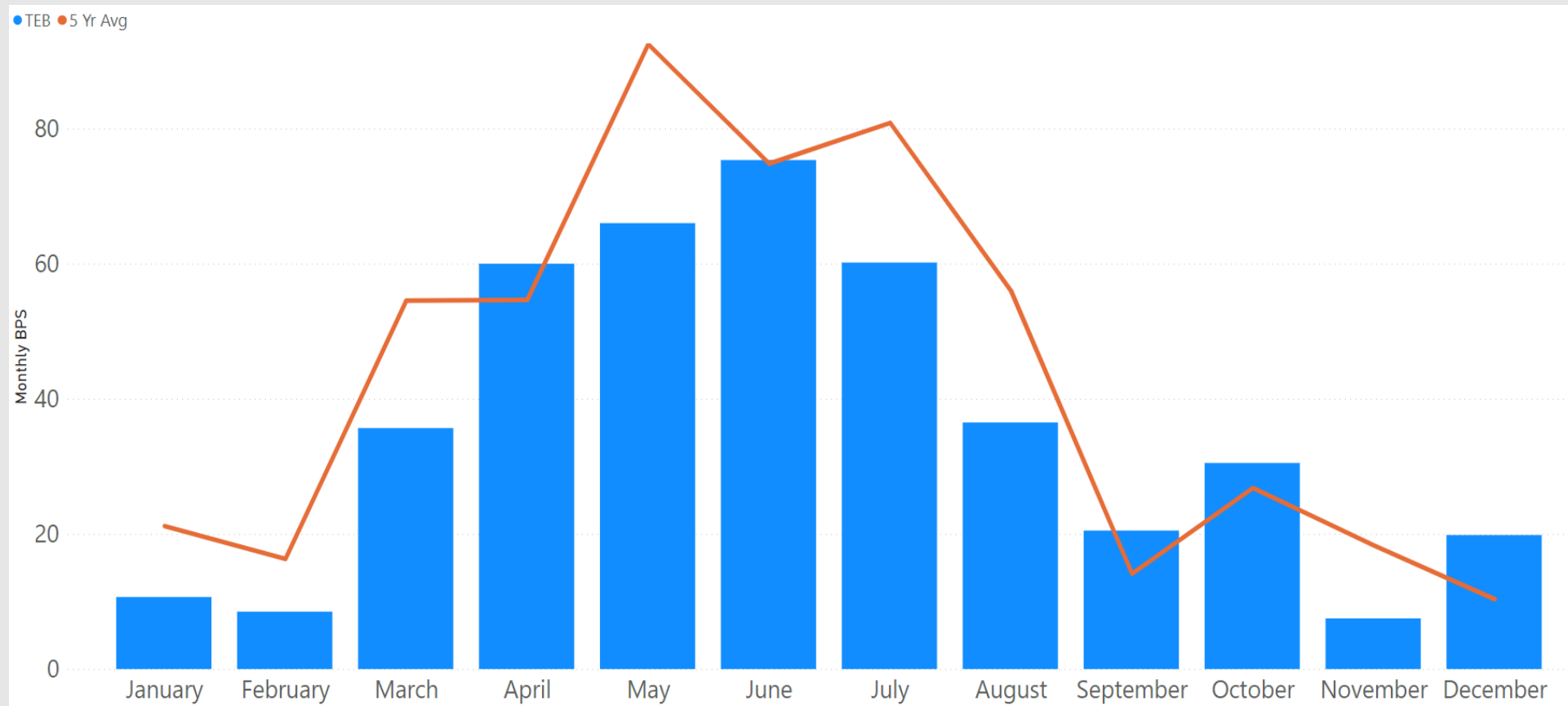


Wildlife Management Update

Terri Riotto – USDA

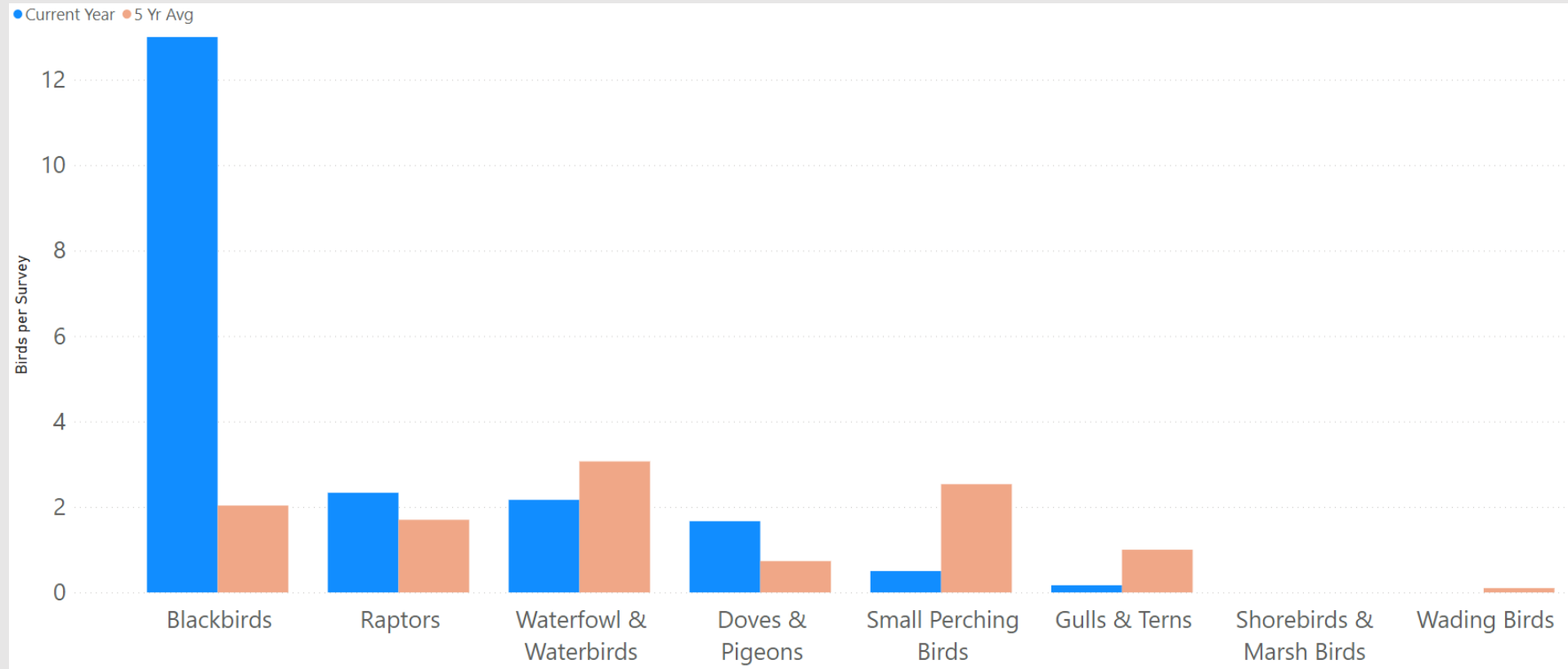


Average Number of Birds Observed per Survey

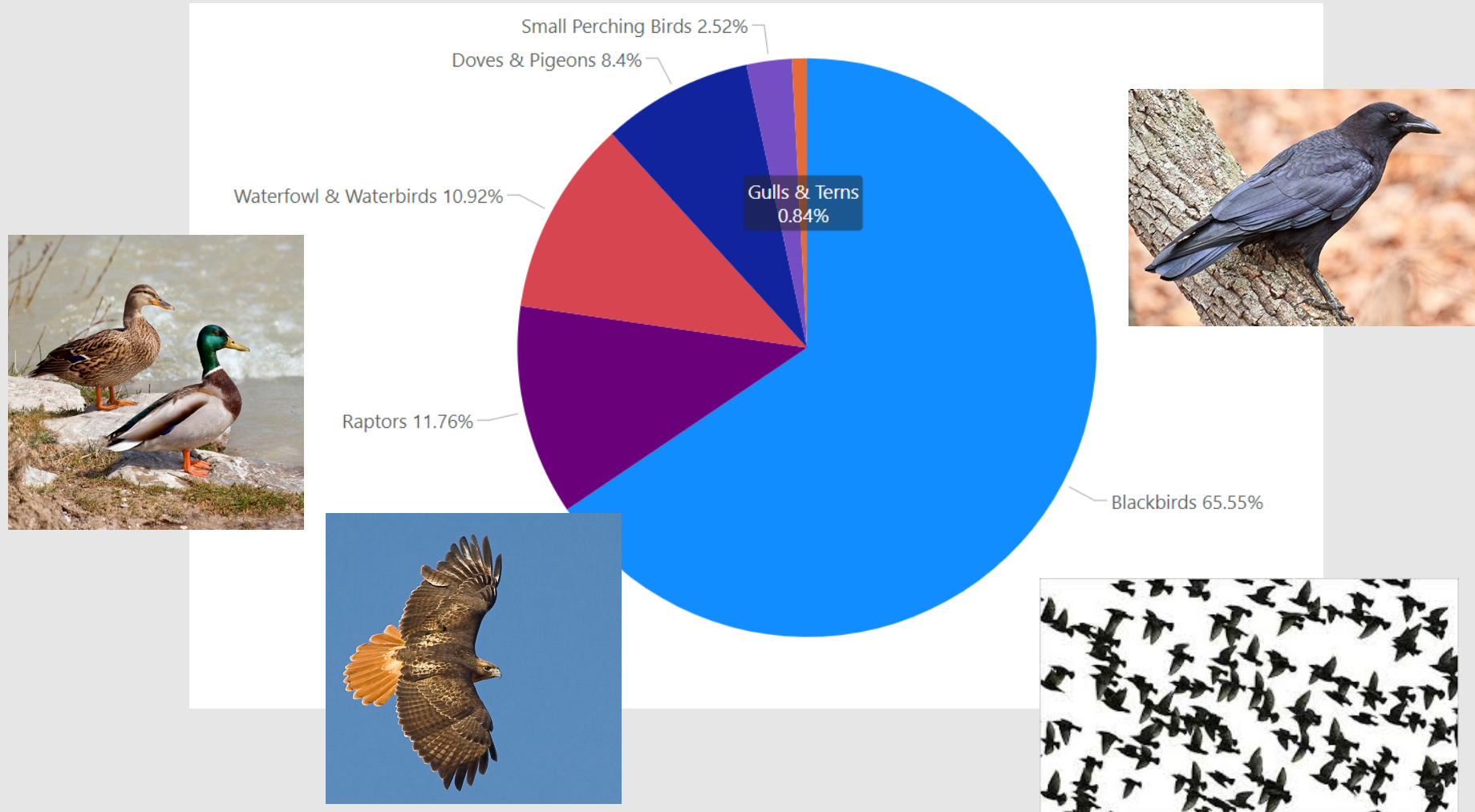




Average Number of Birds per Guild Observed per Survey



On-Airport Observations by Guild



Raptor Relocations

Month	Species	Number trapped and relocated
February	American kestrel	1
March	American kestrel	13
April	American kestrel	36
July	American kestrel	2
August	American kestrel	1
September	American kestrel	35
October	American kestrel	54
	Cooper's hawk	1
	Red-shouldered hawk	1
	Red-tailed hawk	1
November	American kestrel	4
	Merlin	1
	Red-tailed hawk	1
YTD Total		151



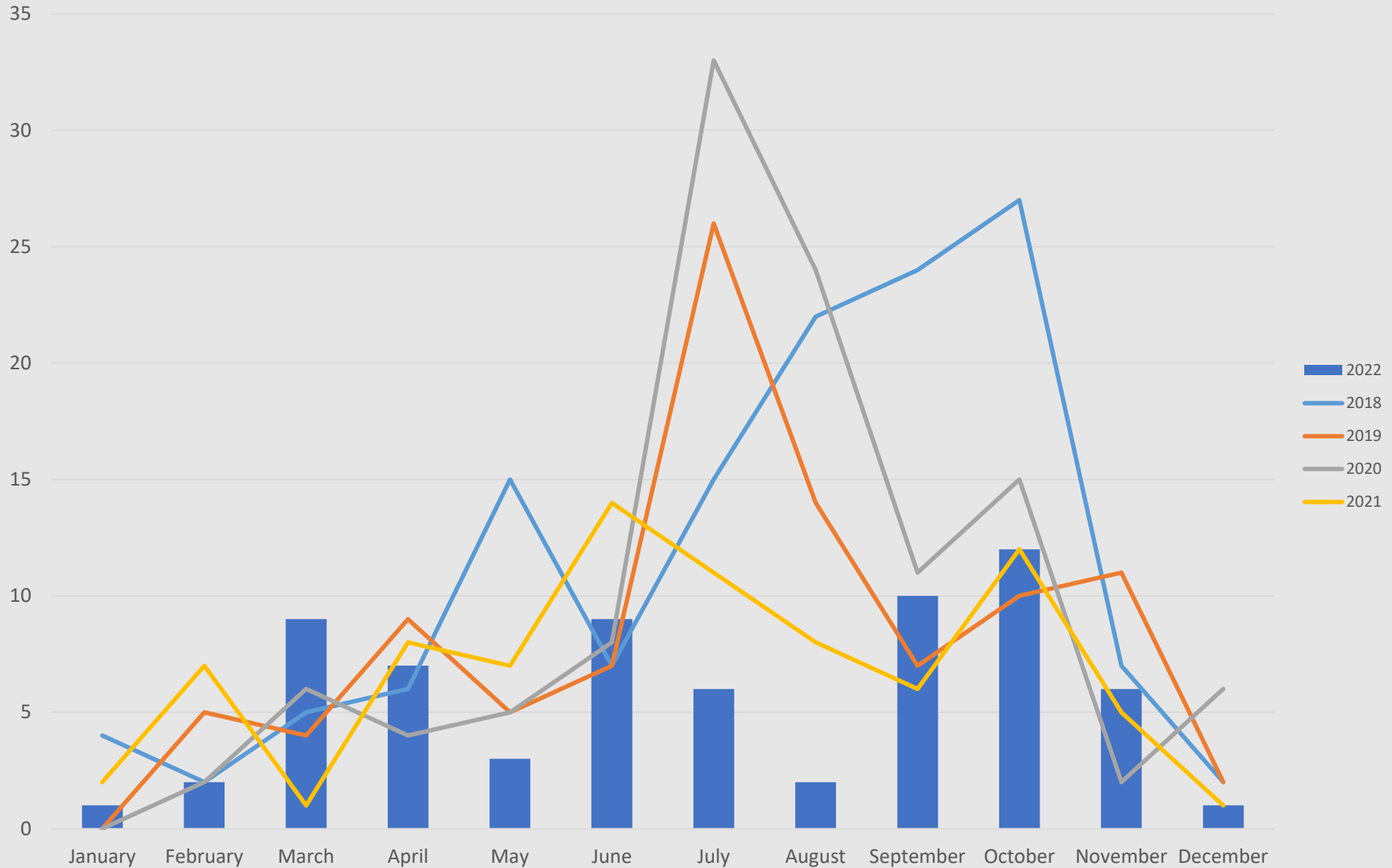
December Wildlife Strikes

Species	Strikes	Comments
Ring-billed gull	1	Recovered on Rwy 1, no pilot report
Total	1	





TEB Strikes 2018-2022



TEB Manager's Meeting

January 2023



TEB Noise Office Update
Gabe Andino



Noise Office Update

Airport Manager's Meeting

January 11, 2023

Noise Complaints December 2022

Full Year 2022:

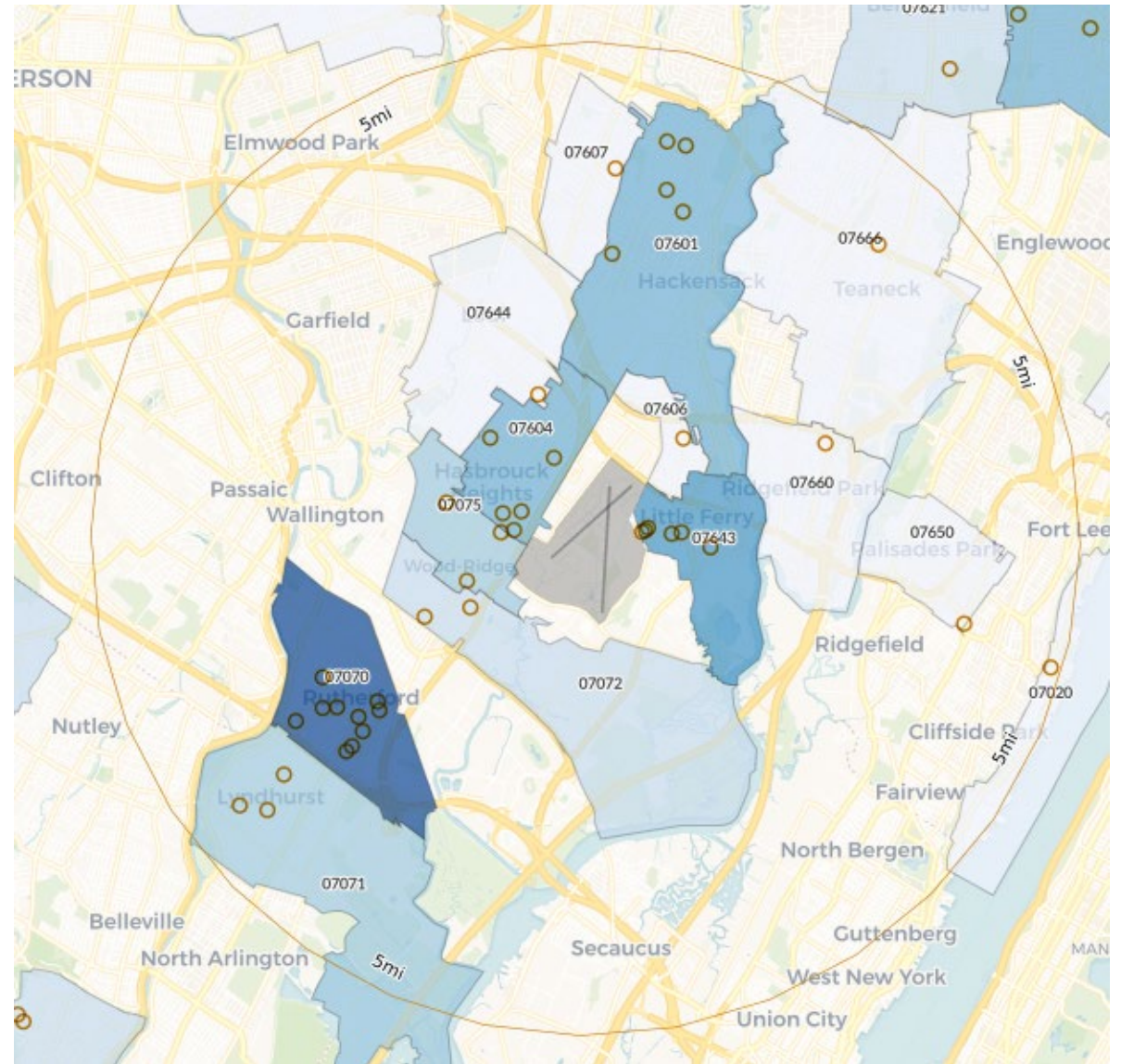
- 82% of complaints received related to arrivals
- 60% of complaints related to RWY 19 arrivals
- 53% of complaints submitted via 3rd party app
- 82% of complaints submitted by 6 complainants

	2022		2021	
	Complaints	Callers	Complaints	Callers
December Complaints All Hours	6,933	110	4,730	204
YTD Complaints All Hours	80,852	1,216	43,480	684
<hr/>				
December Complaints 10:00 PM - 7:00 AM	587	45	361	58
YTD Complaints 10:00 PM - 7:00 AM	8,994	345	4,749	188

Complaint Locations December 2022

Households within a 5-mile radius of TEB

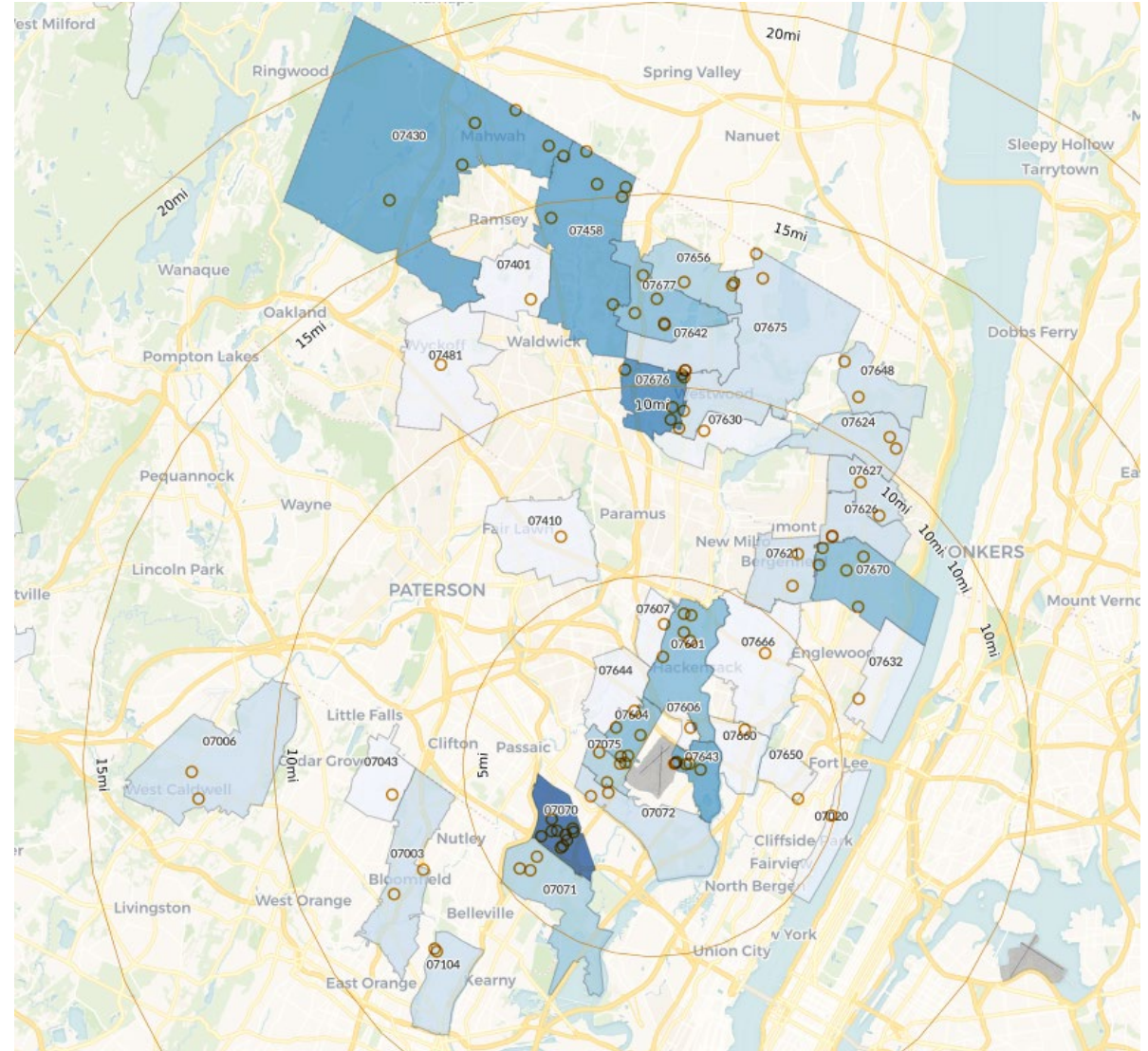
- 40 households submitted complaints



Complaint Locations December 2022

Households within a 20-mile radius of TEB

- 68 households submitted complaints



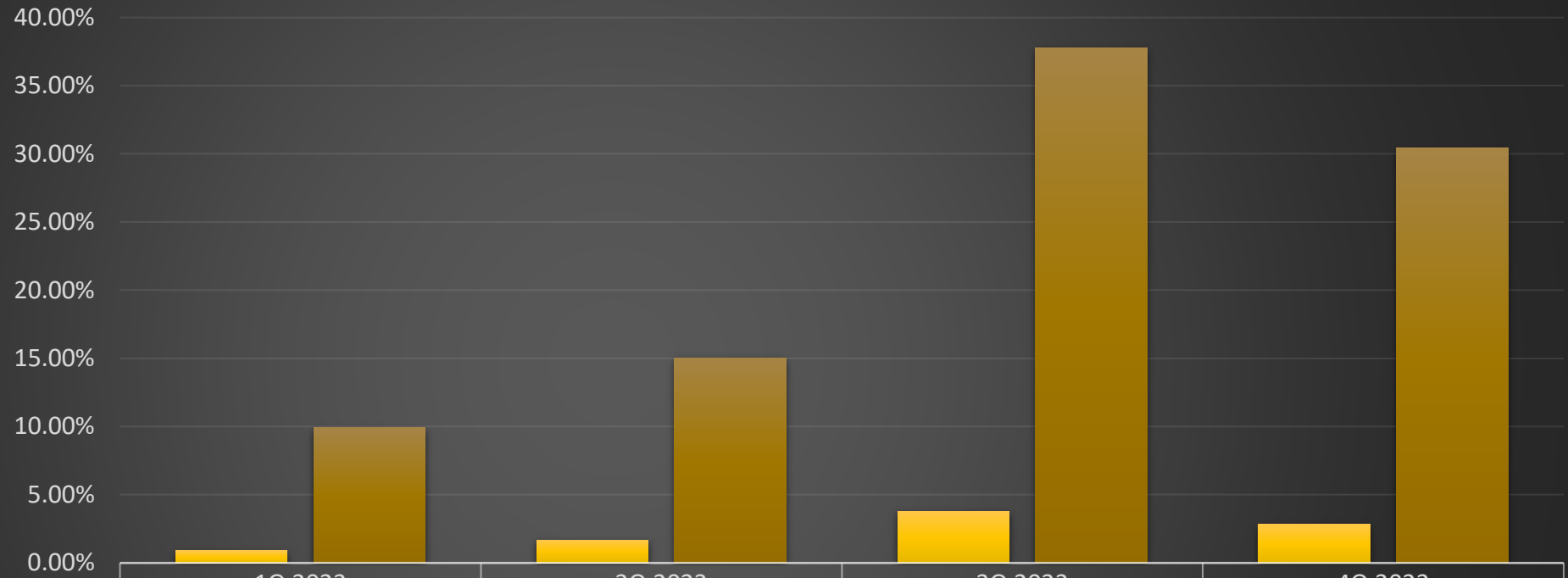


December Noise Violations

Violation Level	December 2022	YTD 2022	December 2021	YTD 2021
First	9	50	3	73
Second	0	4	0	7
Third	0	0	0	2
Warning	2	21	4	28

Runway 19 Offset Approach

RNAV (GPS) X RWY 19 Approach Usage



■ % of RNAV (GPS) X Arrivals (All Hours)
■ % of RNAV (GPS) X Arrivals (2200 - 0700)

	1Q 2022	2Q 2022	3Q 2022	4Q 2022
% of RNAV (GPS) X Arrivals (All Hours)	0.88%	1.68%	3.79%	2.87%
% of RNAV (GPS) X Arrivals (2200 - 0700)	9.91%	15.05%	37.78%	30.43%

TEB Manager's Meeting



OPEN DISCUSSION

TEB Manager's Meeting

January 2023



UPCOMING MEETINGS

- TEB Community Goose Meeting – January 24 –
11:00AM - Virtual
 - TANAAC Meeting – January 25 – 6:00PM - Virtual
- Manager's Meeting – February 8 – 10:30PM – Virtual

Thank You!

