

TEB Manager's Meeting

PORT
AUTHORITY
NY NJ

AIR LAND RAIL SEA

February 2023



TEB Manager's Meeting

February 2023



TEB – Monthly Statistics
Airport Manager
Maria Sheridan

TEB JANUARY 2022 Statistics



Presented at the FEBRUARY 2023 – Airport Manger’s Meeting

| | 2023 | 2022 | % Change |
|-----------------------|------------------|-------------|-----------------|
| Month A/C Ops | 12,071 | 10,540 | 15 % |
| Month Jet Ops | 10,701 | 9,392 | 14 % |
| YTD A/C Ops | 12,071 | 10,540 | 15 % |
| Fuel (gals) | 4,349,714 | 3,974,484 | 9 % |
| YTD Fuel | 4,349,714 | 3,974,484 | 9 % |
| Int’l Arrivals | 798 | 655 | 22 % |
| YTD Int’l Arr. | 798 | 655 | 22 % |

Highest Activity Day: 550 – Thursday, January 26th

Day(s) w/ Ops Over 500: 4

TEB Manager's Meeting

February 2023



Airport Operations Update
Manager, Airport Operations & Security
Scott Marsh

TEB Manager's Meeting – February 2023

Airport Operations – Airfield Construction Project Update

Communications Equipment Upgrades

- **Building 27 – ARFF Garage (Fire House)**
- **REILS (Runway End Identifier Lights)**
 - **RWY 19**
 - **RWY 24**

TEB Manager's Meeting – February 2023

Airport Operations – Airfield Construction Project Update

FAA Construction

- RWY 01 VASI upgraded to PAPI (2023)
- Power Distribution Upgrades to: (2023)
 - RWY 01 VASI/PAPI
 - RWY 01 REILs
 - RWY 06 GS
 - RWY 06 LOC
 - RWY 24 PAPI
 - ASOS

TEB Manager's Meeting – February 2023

Airport Operations – Construction Project Update

- FAA Control Tower
 - Continuing as scheduled

TEB Manager's Meeting – February 2023

Airport Operations Update

➤ 100,000 Pound Aircraft Weight Limitation and Verification

- Aircraft Operations 100,000 pounds or greater are not permitted. Aircraft must always be less than 100,000 pounds on the airfield (ramps, taxiways, runways).
- Aircraft with a Certified Maximum Takeoff Weight (MTOW) above 100,000 pounds are permitted to operate if they submit, in advance of the operation(s), information proving the arrival and departure movements are conducted below the 100,000-pound limit.

(Gulfstream - G650ER / G700, Global - 7500 GL7T, Embraer - E190, Airbus - ACJ22)

- **How is information submitted?**

TEB's 100K Aircraft Certification Form, online at:

<https://veoci.com/veoci/p/form/nzpk4fqmgfc#tab=entryForm>

- **Who is required to provide information?**

Any aircraft with a certified MTOW 100,000 pounds or above.

- **Why is this required?**

Accountability, ensuring compliance with Airport Rules and Regulations

TEB Manager's Meeting – February 2023

Airport Operations – Aircraft Traffic Outlook November / December

➤ February Events

Grammy's – Feb 5 (Los Angeles' CA)

NYC Fashion Week - Feb 10 – 15

Super Bowl – Feb 12

Valentine's Day – Feb 14

Daytona 500 – Feb 19

Presidents Day – Feb 20

➤ March Events

St. Patrick's Day – March 17

Ramadan Starts – March 22

Spring Break Departure's – week of March 27-31

TEB Manager's Meeting – February 2023

Airport Security Update

- Audit Update
- Human Trafficking Information

Human Trafficking

Human trafficking is characterized by exploitation of others. Person(s) who uses force, fraud, or coercion to obtain and exploit any labor or commercial sex are considered human traffickers.



Human Trafficking General Awareness

Anyone can be a victim, regardless of gender, age, background, citizenship (including U.S), or immigration status, and can be transported by any means, including airways, either alone or with others. The act of trafficking does not require movement, border crossing, or transportation.



Labor Trafficking Awareness

Indicators of labor trafficking — Using force, fraud, or coercion to force others into labor for little to no pay is considered a crime.



Sex Trafficking Awareness

Indicators of sex trafficking — Using force, fraud, or coercion to compel another person to perform commercial sex acts is an act of trafficking and this is a crime. Under federal law, any minor (under 18) engaged in commercial sex is a victim of human trafficking, regardless of whether they are forced, coerced, or defrauded.

INDICATORS OF HUMAN TRAFFICKING

If you notice a person or group of people that have:



No control of travel identification/documents



No freedom of movement/social interaction



Difficulty articulating reasonable/logical travel plans



A non-genuine relationship; particularly parent/guardian-child

Note: The presence or absence of any of the indicators listed above does not necessarily confirm human trafficking.

Call PAPD or the DHS Blue Campaign hotline if you notice or see anything that has Human Trafficking indicators:

- ✓ Report where suspected victims and traffickers are in the airport.
- ✓ Describe the victims and traffickers' physical characteristics, including their age, gender, clothing, etc.
- ✓ Describe what you saw or heard regarding human trafficking indicators.
- ✗ It is important that you do not confront a suspected trafficker/victim to ensure your safety and the safety of others.
- ✗ Ensure you do not draw unnecessary attention to yourselves, suspected traffickers, or suspected victims.

If you believe you are a victim or suspect someone might be a victim of human trafficking, call PAPD (EWR, LGA, JFK, TEB) & NYSPD (SWF), PAPD Anonymous Tip Hotline: (800) 828-7273 or DHS Human Trafficking Investigation Unit: (866) 347-2423



AIRPORT COMMUNITY WATCH PROGRAM

Airport Community Watch Program is sponsored by the Office of the Chief Security Officer (OCSO) of the Port Authority of New York & New Jersey





Winter 2022 – 2023 Summary

through February 7, 2023

Overview 2022-2023

- Snow Events 3
- Freezing Rain Events 0
- **Total Precipitation Events** 3

- Snow Total YTD 1.2 inches

- Total Liquid Chemical 7,431 gallons
- Total Solid Chemical 0 tons
- Total Sand 0 yards

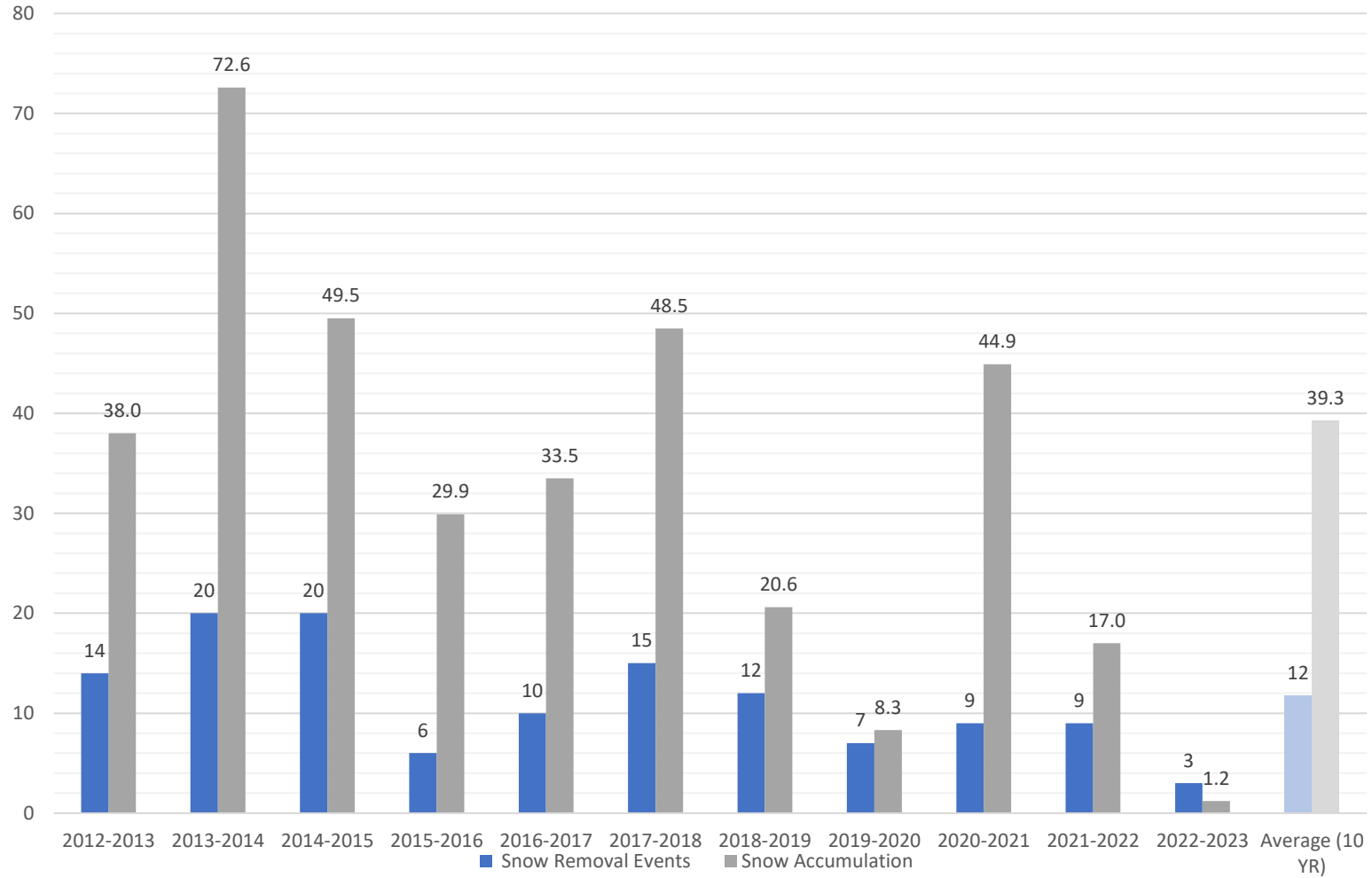
2022-2023 Event Summary

| Date of Event [Duration] | Precipitation | Runway & Airport Closures | Total Time Closed | Treatment | Comments |
|--|--------------------------|--|------------------------------|---------------------------------|---|
| 12/11/2022 [7 hours, 46 minutes] | 0.6 inches • Wet Snow | Runway 6/24 - (0) Runway 1/19 - (0) Airport Closures - (0) | 0 mins 0 mins 0 mins | None | ILS 6 Sunday Night 0.6 inches in the grass |
| 12/23/2022 [2 hours, 50 minutes] | 0.0 inches • Wet Snow | Runway 6/24 - (1) Runway 1/19 - (1) Airport Closures - (0) | 14 mins 13 mins 0 mins | Liquid: 4,919 gallons | Friday Afternoon Rain/Snow Transition Hard Freeze Expected |
| 2/1/2023 [3 hours, 15 minutes] | 0.6 inches • Dry Snow | Runway 6/24 - (1) Runway 1/19 - (1) Airport Closures - (0) | 19 mins 20 mins 0 mins | Liquid: 2,512 gallons | Wednesday Morning |
| | | | | | |
| | | | | | |

10-Year Comparison

| Snow Season | Snow Removal Events | Snow Accumulation |
|-----------------|---------------------|-------------------|
| 2012-2013 | 14 | 38.0 |
| 2013-2014 | 20 | 72.6 |
| 2014-2015 | 20 | 49.5 |
| 2015-2016 | 6 | 29.9 |
| 2016-2017 | 10 | 33.5 |
| 2017-2018 | 15 | 48.5 |
| 2018-2019 | 12 | 20.6 |
| 2019-2020 | 7 | 8.3 |
| 2020-2021 | 9 | 44.9 |
| 2021-2022 | 9 | 17.0 |
| 2022-2023 | 3 | 1.2 |
| Average (10 YR) | 12 | 39.3 |

Comparison



TEB Manager's Meeting

February 2023



ATCT – FAA Update
Lazaro Arteaga

TEB Manager's Meeting

February 2023

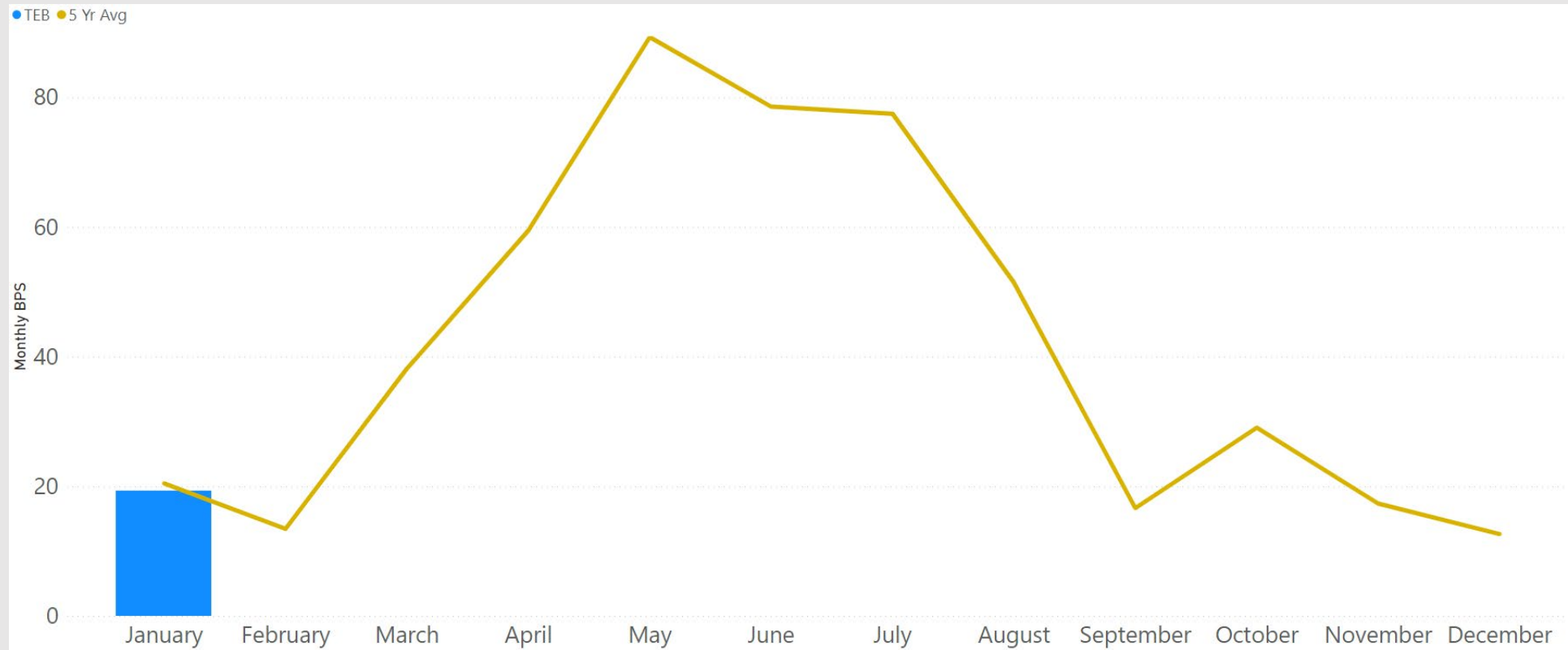


Wildlife Management Update

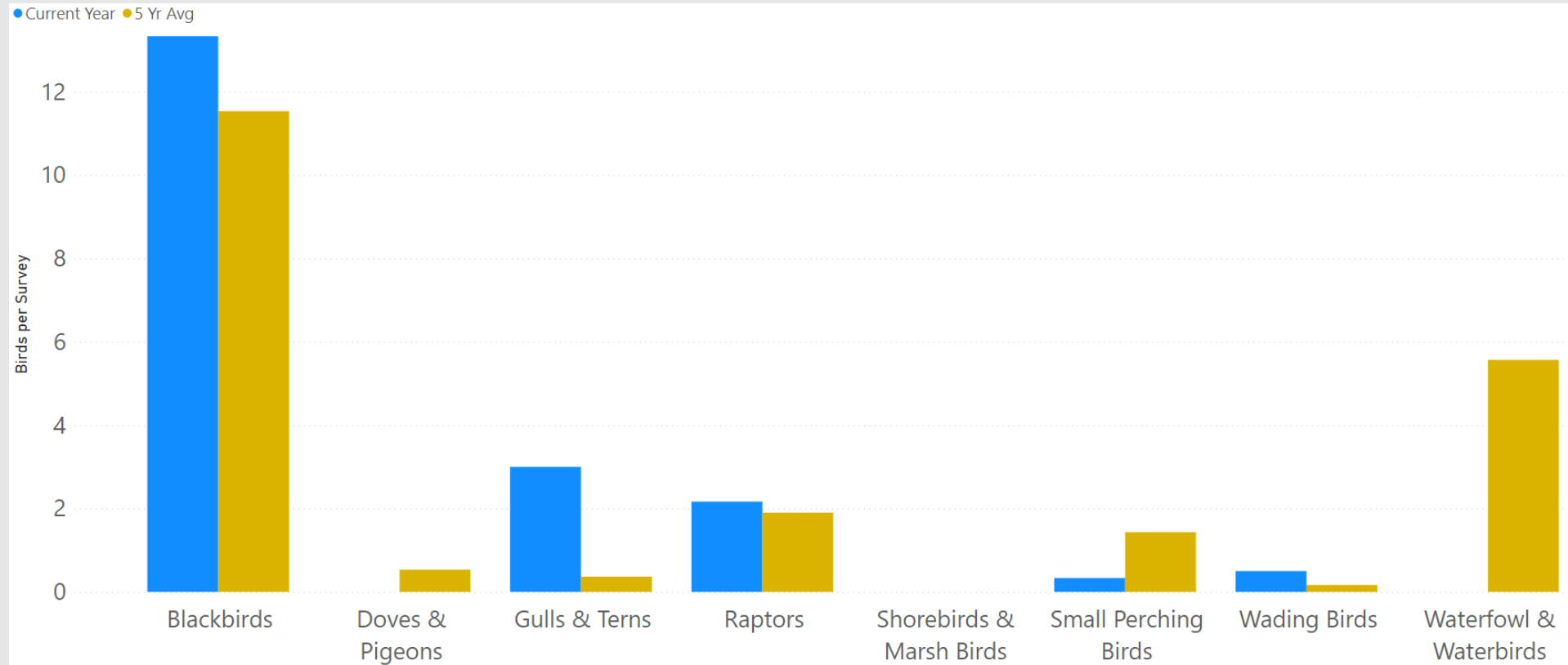
Terri Riotto – USDA



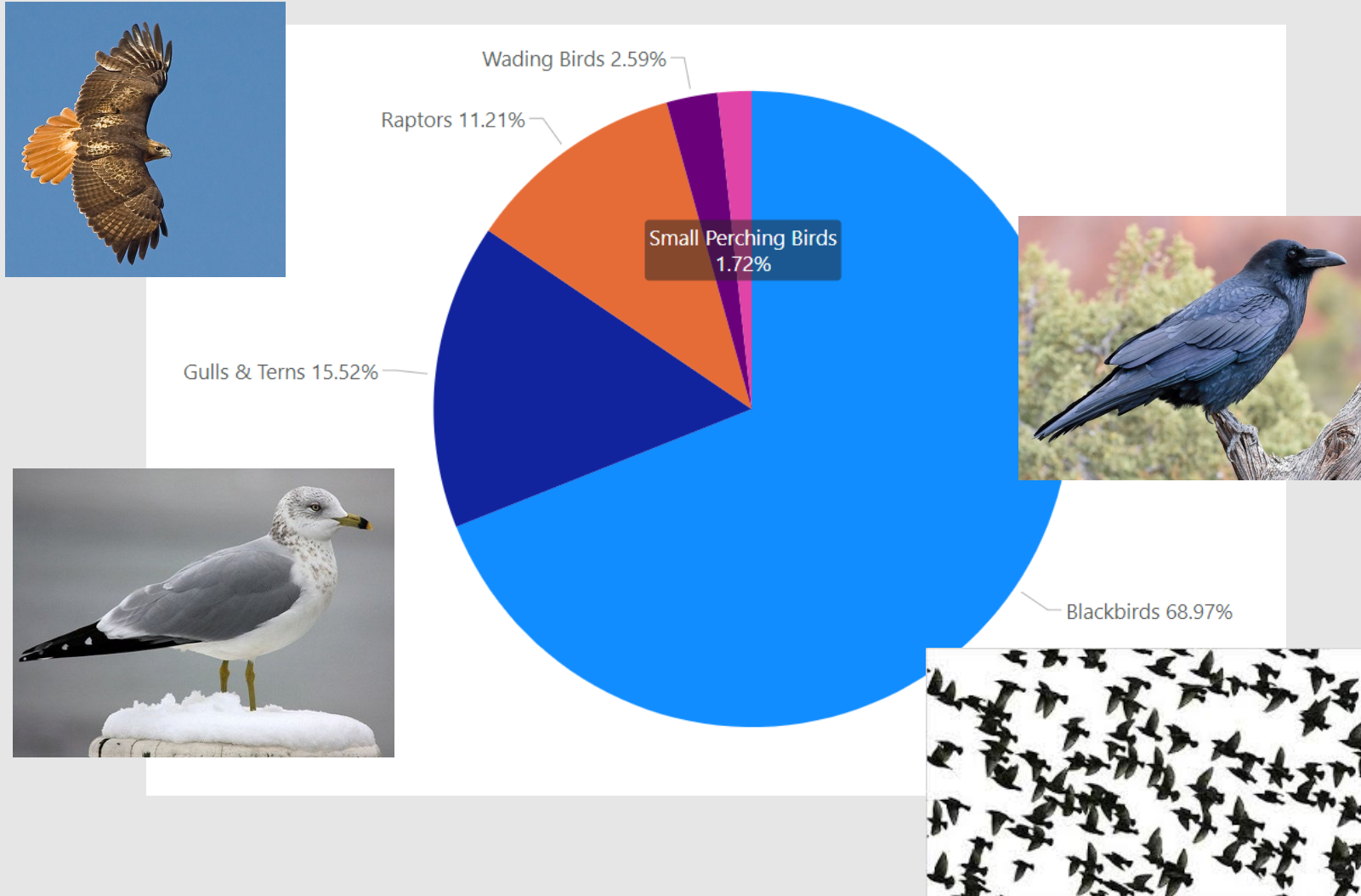
Average Number of Birds Observed per Survey



Average Number of Birds per Guild Observed per Survey



On-Airport Observations by Guild



Raptor Relocations

| Month | Species | Number trapped and relocated |
|------------------|------------------|------------------------------|
| January | American kestrel | 1 |
| | Red-tailed hawk | 1 |
| YTD Total | | 2 |



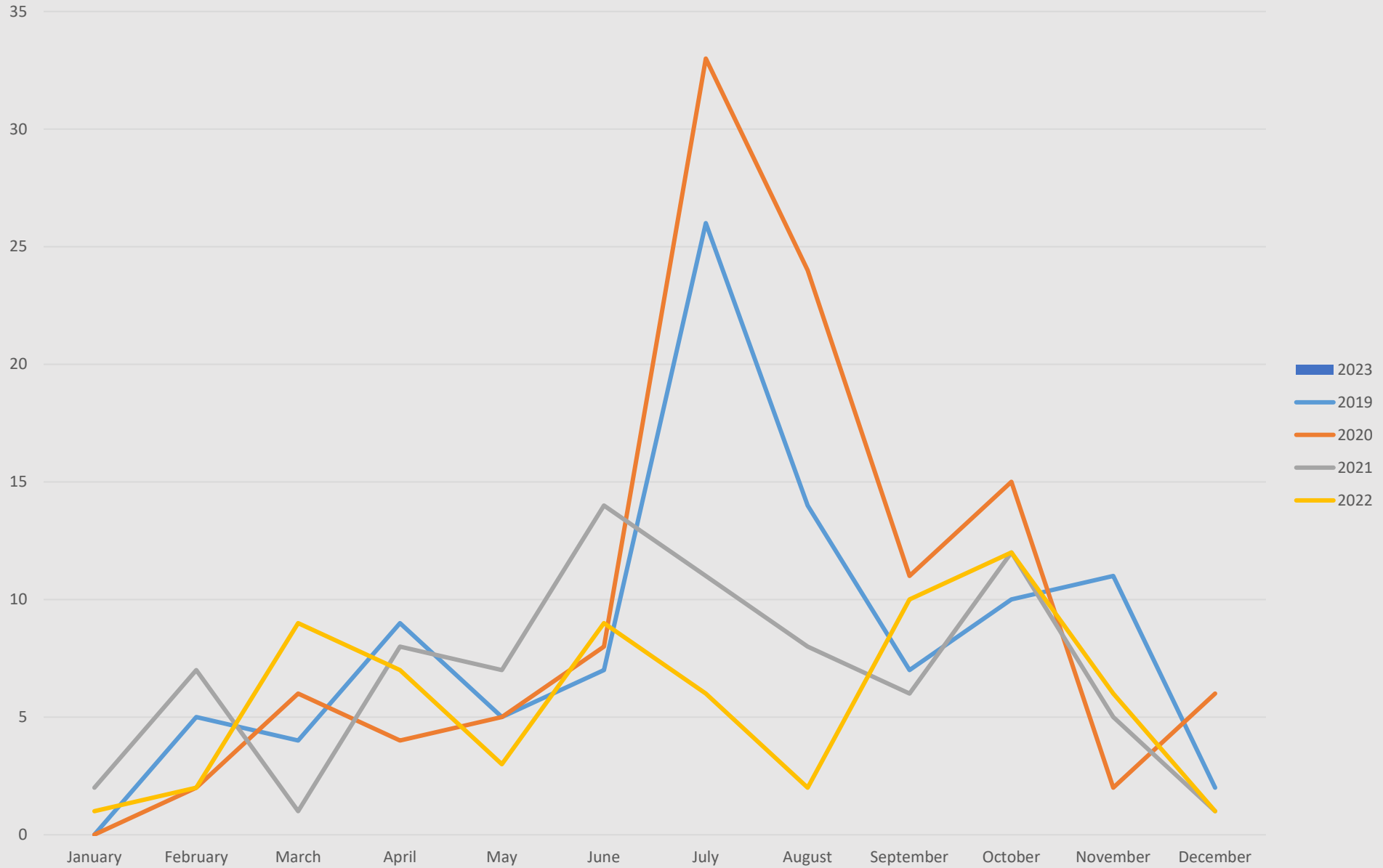


January Wildlife Strikes

None!



TEB Strikes 2019-2023



TEB Manager's Meeting

February 2023



TEB Noise Office Update
Gabe Andino



Noise Office Update

Airport Manager's Meeting

February 8, 2023

Noise Complaints January 2023

January 2023:

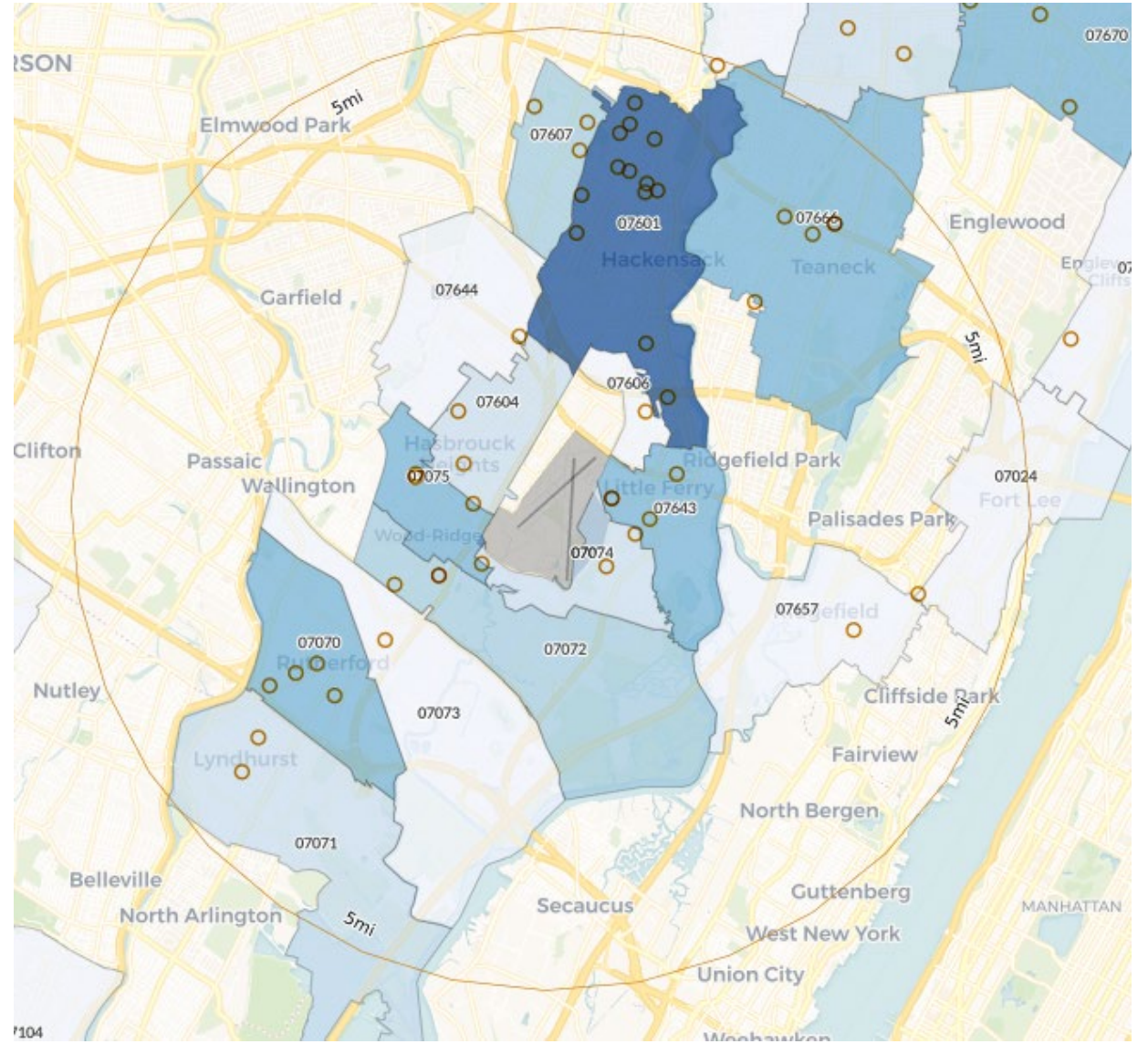
- 72% of complaints received related to arrivals
- 42% of complaints related to RWY 6 arrivals
- 47% of complaints submitted via 3rd party app
- 90% of complaints submitted by 6 complainants

| | 2023 | | 2022 | |
|--|------------|---------|------------|---------|
| | Complaints | Callers | Complaints | Callers |
| January Complaints All Hours | 6,753 | 132 | 4,146 | 98 |
| YTD Complaints All Hours | 6,753 | 132 | 4,146 | 98 |
| | | | | |
| January Complaints 10:00 PM - 7:00 AM | 837 | 65 | 492 | 47 |
| YTD Complaints 10:00 PM - 7:00 AM | 837 | 65 | 492 | 47 |

Complaint Locations January 2023

Households within a 5-mile radius of TEB

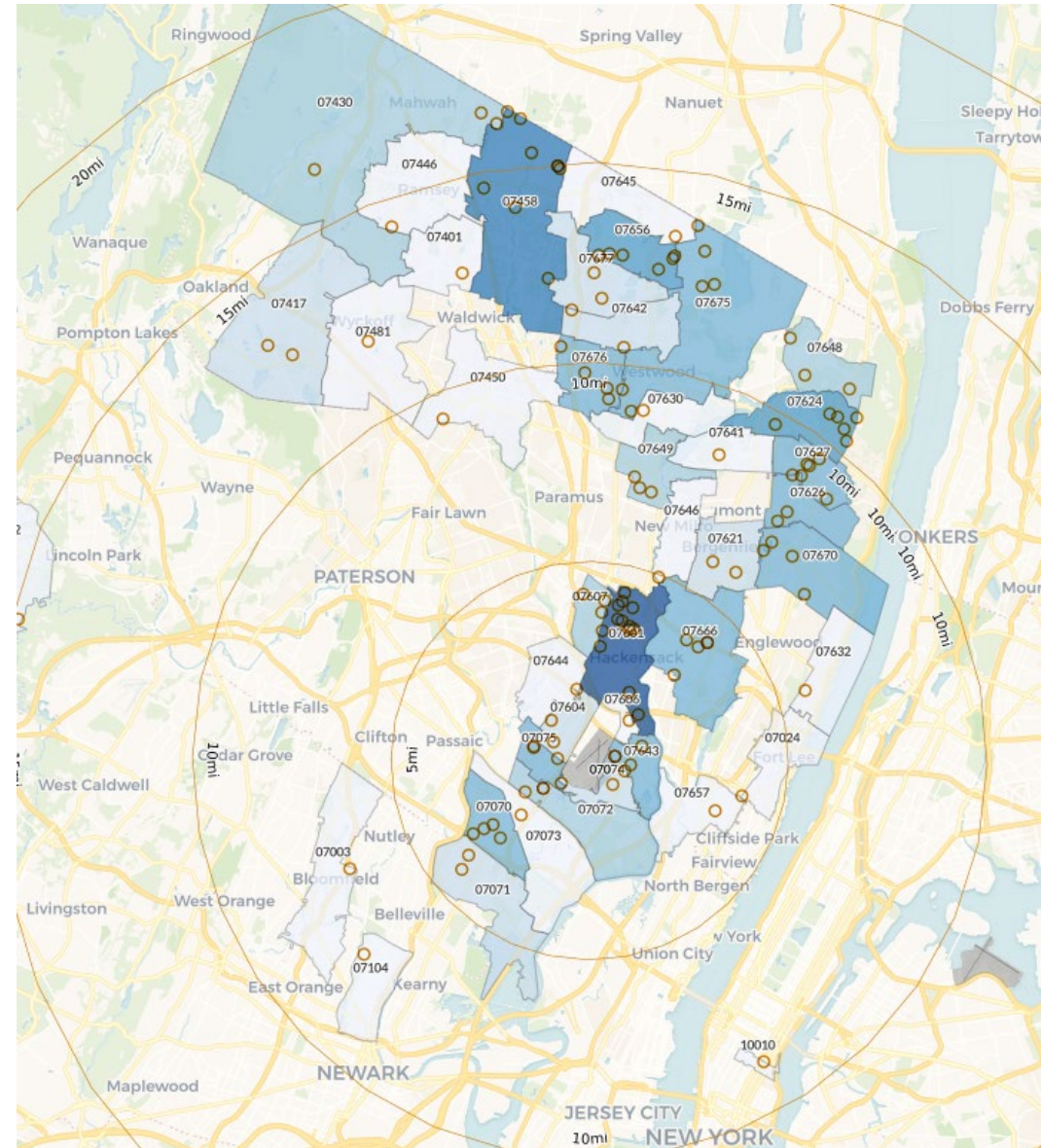
- 46 households submitted complaints




Complaint Locations January 2023

Households within a 20-mile radius of TEB

- 80 households submitted complaints





January Noise Violations

| Violation Level | January 2023 | YTD 2023 | December 2022 | YTD 2022 |
|-----------------|--------------|----------|---------------|----------|
| First | 4 | 4 | 3 | 3 |
| Second | 0 | 4 | 0 | 0 |
| Third | 0 | 0 | 0 | 0 |
| Warning | 4 | 4 | 0 | 0 |

TEB Manager's Meeting



OPEN DISCUSSION

TEB Manager's Meeting

February 2023



UPCOMING MEETINGS

- Manager's Meeting – March 8 – 10:30PM – Virtual
 - TUG Meeting – March 15 – 10:00AM – Virtual
- Teterboro Airport 37th Annual Scholarship Golf Classic
– May 23 – 10:00AM

Thank You!

