

# TEB Manager's Meeting

PORT  
AUTHORITY  
NY NJ

AIR LAND RAIL SEA

March 2023



# TEB Manager's Meeting

March 2023



TEB – Monthly Statistics  
Airport Manager  
Maria Sheridan

# TEB FEBRUARY 2022 Statistics



Presented at the MARCH 2023 – Airport Manger’s Meeting

	<b>2023</b>	<b>2022</b>	<b>% Change</b>
<b>Month A/C Ops</b>	<b>11,826</b>	11,844	0 %
<b>Month Jet Ops</b>	<b>10,424</b>	10,497	-1 %
<b>YTD A/C Ops</b>	<b>23,901</b>	22,284	7 %
<b>Fuel (gals)</b>	<b>4,075,183</b>	4,667,816	-13 %
<b>YTD Fuel</b>	<b>8,424,897</b>	8,642,300	-3 %
<b>Int’l Arrivals</b>	<b>613</b>	629	-3 %
<b>YTD Int’l Arr.</b>	<b>1,411</b>	1,284	10 %

**Highest Activity Day:** 602 – Thursday, February 16<sup>th</sup>

**Day(s) w/ Ops Over 500:** 5      **Over 600:** 1

# TEB Manager's Meeting

March 2023



Airport Operations Update  
Manager, Airport Operations & Security  
Scott Marsh

# **TEB Manager's Meeting – March 2023**

Airport Operations – Airfield Construction Project Update

## **Communications Equipment Upgrades**

- **Building 27 – ARFF Garage (Fire House)**
- **REILS (Runway End Identifier Lights)**
  - **RWY 19**
  - **RWY 24**

# TEB Manager's Meeting – March 2023

## Airport Operations – Airfield Construction Project Update

### FAA Construction

- RWY 01 VASI upgraded to PAPI (2023)
- Power Distribution Upgrades to: (2023)
  - RWY 01 VASI/PAPI
  - RWY 01 REILs
  - RWY 06 GS
  - RWY 06 LOC
  - RWY 24 PAPI
  - ASOS

# TEB Manager's Meeting – March 2023

Airport Operations – Construction Project Update

- FAA Control Tower
  - Continuing as scheduled

# TEB Manager's Meeting – March 2023

Airport Operations – Aircraft Traffic Outlook November / December

## ➤ March Events

St. Patrick's Day – March 17

Ramadan Starts – March 22

Spring Break Departure's – week of March 27-31

## ➤ April Events

Masters Golf – April 6 – 9

Easter – April 9



# TEB Manager's Meeting – March 2023

Airport Security Update

➤ Audit Update



# **Winter 2022 – 2023 Summary**

through March 6, 2023

## Overview 2022-2023

- Snow Events 4
- Freezing Rain Events 0
- **Total Precipitation Events** 4
  
- Snow Total YTD 5.3 inches
  
- Total Liquid Chemical 12,990 gallons
- Total Solid Chemical 0 tons
- Total Sand 0 yards

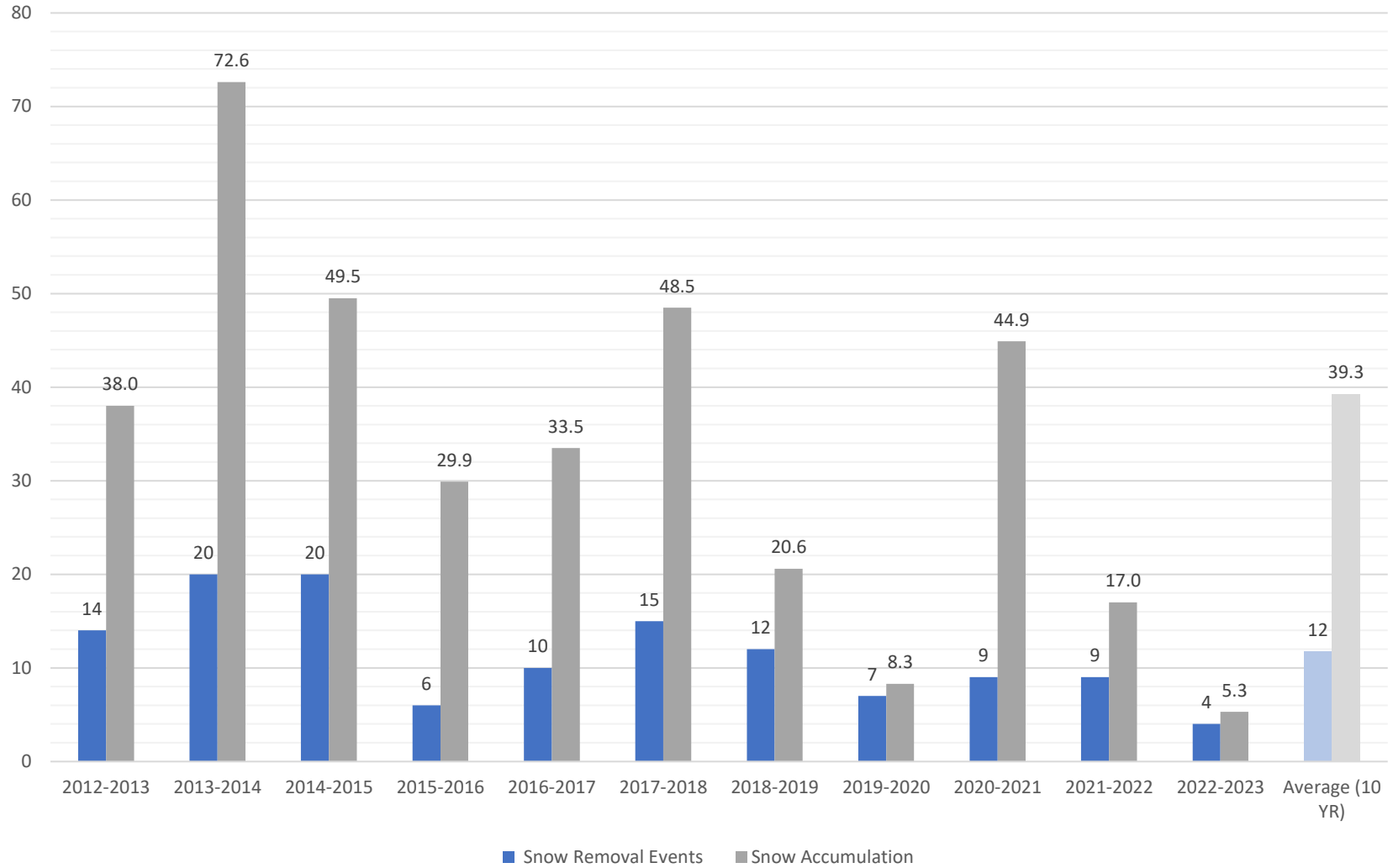
# 2022-2023 Event Summary

Date of Event [Duration]	Precipitation	Runway & Airport Closures	Total Time Closed	Treatment	Comments
12/11/2022 [7 hours, 46 minutes]	0.6 inches • Wet Snow	Runway 6/24 - (0) Runway 1/19 - (0) Airport Closures - (0)	0 mins 0 mins 0 mins	None	ILS 6 <b>Sunday Night</b> 0.6 inches in the grass
12/23/2022 [2 hours, 50 minutes]	0.0 inches • Wet Snow	Runway 6/24 - (1) Runway 1/19 - (1) Airport Closures - (0)	14 mins 13 mins 0 mins	<b>Liquid:</b> 4,919 gallons	<b>Friday Afternoon</b> Rain/Snow Transition Hard Freeze Expected
2/1/2023 [3 hours, 15 minutes]	0.6 inches • Dry Snow	Runway 6/24 - (1) Runway 1/19 - (1) Airport Closures - (0)	19 mins 20 mins 0 mins	<b>Liquid:</b> 2,512 gallons	<b>Wednesday Morning</b>
2/27/23-2/28/23 [14 hours, 43 minutes]	4.1 inches • Wet Snow	Runway 6/24 - (4) Runway 1/19 - (2) Airport Closures - (2)	1 hour, 42 mins 9 hours, 43 mins 1 hour, 6 mins	<b>Liquid:</b> 5,559 gallons	ILS 6 <b>Monday Night</b>

# 10-Year Comparison

Snow Season	Snow Removal Events	Snow Accumulation
2012-2013	14	38.0
2013-2014	20	72.6
2014-2015	20	49.5
2015-2016	6	29.9
2016-2017	10	33.5
2017-2018	15	48.5
2018-2019	12	20.6
2019-2020	7	8.3
2020-2021	9	44.9
2021-2022	9	17.0
2022-2023	4	5.3
Average (10 YR)	12	39.3

# Comparison



# TEB Manager's Meeting

March 2023



ATCT – FAA Update  
Lazaro Arteaga

# TEB Manager's Meeting

March 2023



## Wildlife Management Update

Terri Riotto – USDA

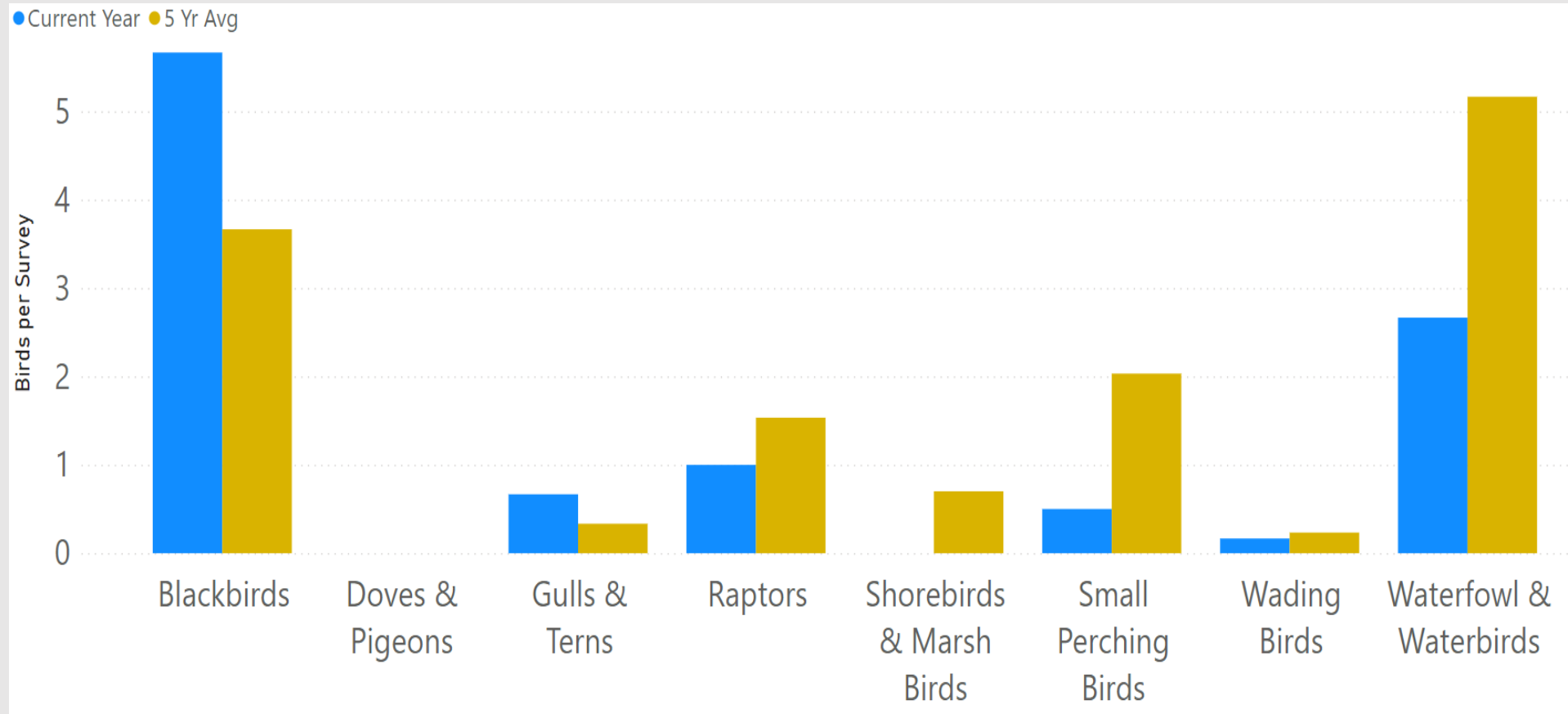




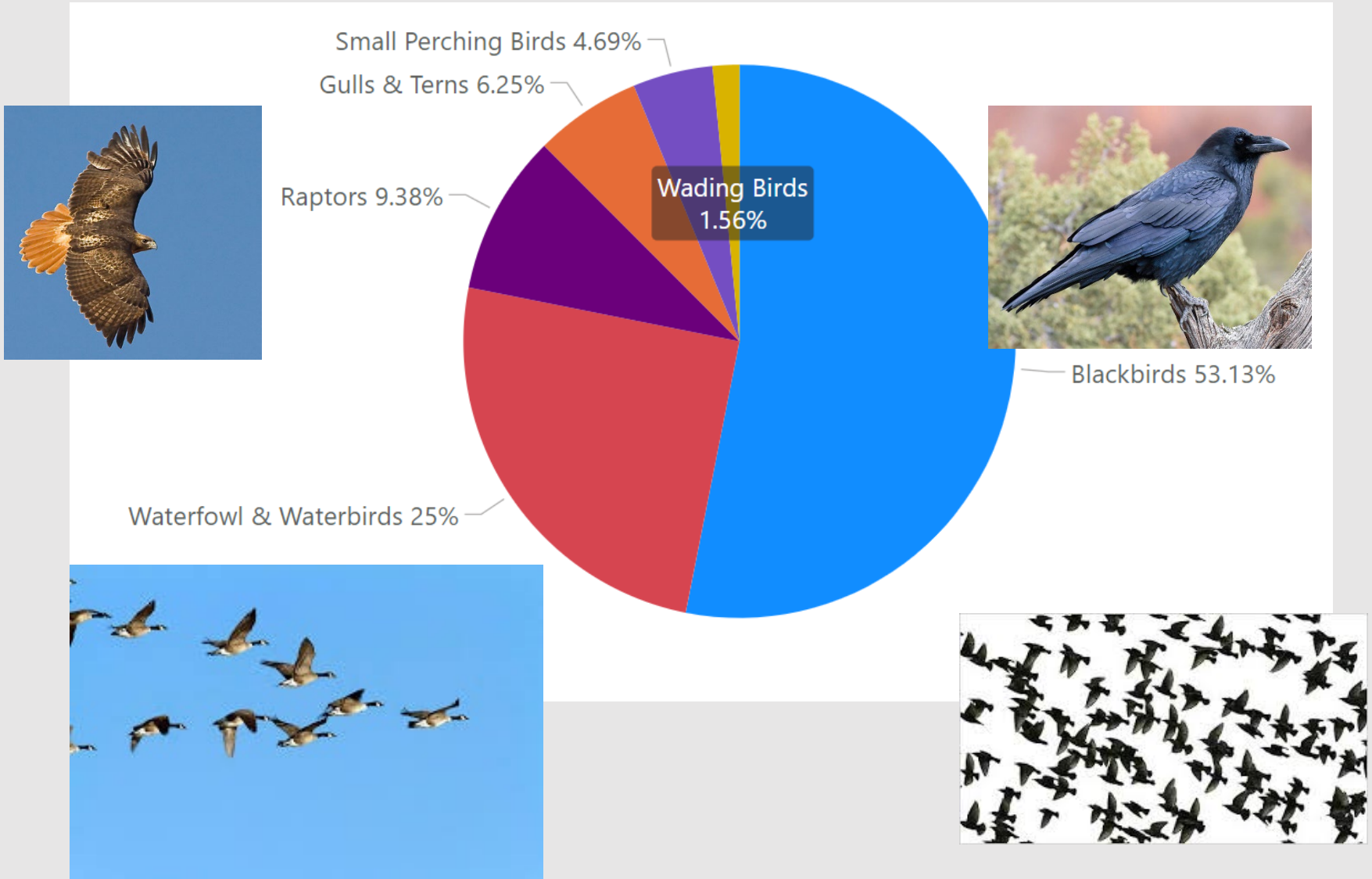
## Average Number of Birds Observed per Survey



## Average Number of Birds per Guild Observed per Survey



# On-Airport Observations by Guild



# Raptor Relocations

Month	Species	Number trapped and relocated
January	American kestrel	1
	Red-tailed hawk	1
<b>YTD Total</b>		<b>2</b>



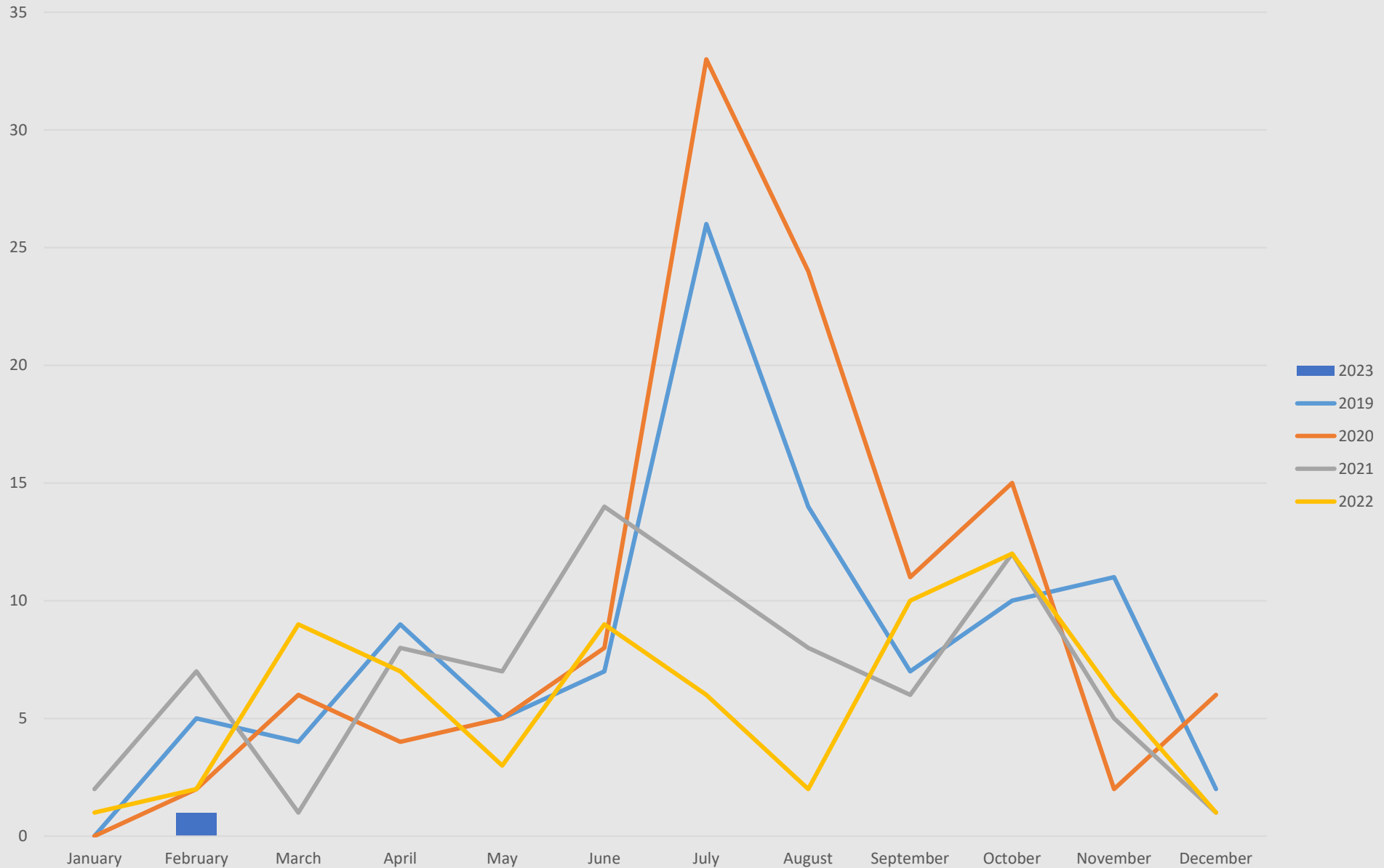
## February Wildlife Strikes

Species	Strikes	Comments
Mallard	1	Found on Rwy 24
<b>Total</b>	<b>1</b>	





TEB Strikes 2019-2023



# TEB Manager's Meeting

March 2023



TEB Noise Office Update  
Gabe Andino





# Noise Office Update

Airport Manager's Meeting

March 8, 2023

# Noise Complaints February 2023

## February 2023:

- 76% of complaints received related to arrivals
- 39% of complaints related to RWY 19 arrivals
- 53% of complaints submitted via 3<sup>rd</sup> party app
- 90% of complaints submitted by 5 complainants

	2023		2022	
	Complaints	Callers	Complaints	Callers
February Complaints All Hours	5,496	103	5,663	146
YTD Complaints All Hours	12,381	185	9,809	197
<hr/>				
February Complaints 10:00 PM - 7:00 AM	610	38	725	59
YTD Complaints 10:00 PM - 7:00 AM	1,454	81	1,217	85



# February Noise Violations

Violation Level	February 2023	YTD 2023	February 2022	YTD 2022
First	3	7	6	9
Second	0	0	0	0
Third	0	0	0	0
Warning	2	6	3	3

# TEB Manager's Meeting



OPEN DISCUSSION

# TEB Manager's Meeting

March 2023



## UPCOMING MEETINGS

- TUG Meeting – March 15 – 10:00AM – Virtual
- Manager's Meeting – April 12 – 10:30PM – Virtual
- TANAAC Meeting – April 26 – 6:00PM - Virtual
- Teterboro Airport 37<sup>th</sup> Annual Scholarship Golf Classic  
– May 22 – 10:00AM

# Thank You!

