


TEB Manager's Meeting

PORT
AUTHORITY
NY NJ

AIR LAND RAIL SEA

October 2023



Airport
Teterboro

TEB Manager's Meeting

October 2023



TEB – Monthly Statistics
Airport Manager
Maria Sheridan

TEB SEPTEMBER 2023 Statistics



Presented at the OCTOBER 2023 – Airport Manger’s Meeting

	2023	2022	% Change
Month A/C Ops	15,494	16,775	-8 %
Month Jet Ops	13,195	14,065	-6 %
YTD A/C Ops	124,553	120,897	3 %
Fuel (gals)	5,260,838	5,950,929	-12 %
YTD Fuel	42,089,062	41,149,659	2 %
Int’l Arrivals	839	914	-8 %
YTD Int’l Arr.	6,732	6,523	3 %

Highest Activity Day: 710 – Wednesday, September 13th

Day(s) w/ Ops Over Over 600: 10 700: 2

TEB Manager's Meeting

October 2023



Airport Operations Update
Manager, Airport Operations & Security
Scott Marsh

TEB Manager's Meeting – October 2023

Airport Operations – Airfield Construction Project Update

EMAS Damage and Repairs

- **September 4th Jet Blast caused damage to EMAS covers/lids**
- **To prevent additional damage the departure distance for Runway 24 was reduced to 4,850-feet this coincides with Taxiway's R and V**
- **September 17th @ 2200L repairs Runway Safe commenced**
- **September 21st @ 1500L RWY 24 departure length available returned to full-length**
- **RWY 6/24 will be closed weekdays during overnight hours (2200L – 0600L) weather permitting**
- **October 13th estimated project completion**

FAA Annual Certification Inspection

- **Postponed-date to be determined**

TEB Manager's Meeting – October 2023

Airport Operations – Airfield Construction Project Update

Communications Equipment Upgrades

- **Building 27 – ARFF Garage (Fire House)**
- **REILS (Runway End Identifier Lights)**
 - **RWY 19**
 - **RWY 24**

TEB Manager's Meeting – October 2023

Airport Operations – Airfield Construction Project Update

FAA Construction – Updated Schedule is April 15, 2024, start

- RWY 01 VASI upgraded to PAPI
- Power Distribution Upgrades to:
 - RWY 01 VASI/PAPI
 - RWY 01 REILs
 - RWY 06 GS
 - RWY 06 LOC
 - RWY 24 PAPI
 - ASOS

TEB Manager's Meeting – October 2023

Airport Operations – Construction Project Update

FAA Control Tower

- Continuing as scheduled
- Fall 2024 full-service commissioning

2024 Construction Projects

- Runway 1/19 Rehabilitation
 - Mill and Pave, Upgrade Lighting Systems to LED
- Rehabilitation of Stormwater Drainage Systems
 - Multiple locations around the airport, airside and landside
- AIRPORT CLOSURES, for projects, plan for 12-hour durations (Sundays 0000L – 1200L)
 - Between July 6, 2024, and Sept. 1, 2024
 - 5 – 7 closures
 - Late September, 1 additional closure for final runway markings application

TEB Manager's Meeting – October 2023

High Traffic Volume Outlook Oct./Nov./Dec.

October Events

Columbus Day – Oct. 9

November Events

Daylight Savings Ends – Nov. 5

Veterans Day – Nov. 11

Thanksgiving Day – Nov. 23

NYC Tree Lighting – Nov. 29

December Events

Hanukkah – Dec. 7 – 15

Christmas Day – Dec. 25

TEB Manager's Meeting – October 2023

Airport Security Update

- Community Watch Audit Update
- Ramp Access Requests
- Operations Airport ID Checks

TEB Manager's Meeting

October 2023



Snow Season Preparation

Brandon A'Hara

TEB Manager's Meeting – October 2023

Teterboro Airport Snow & Ice Control

2023-2024 Winter Season

TEB Manager's Meeting – October 2023

Future Manager's Meetings

- Snow removal stats will be reported at TEB Manager's Meetings from November 2023 through April 2024.

TEB Manager's Meeting

October 2023



ATCT – FAA Update
Matthew Petersen/Marina LeBron

TEB Manager's Meeting

October 2023

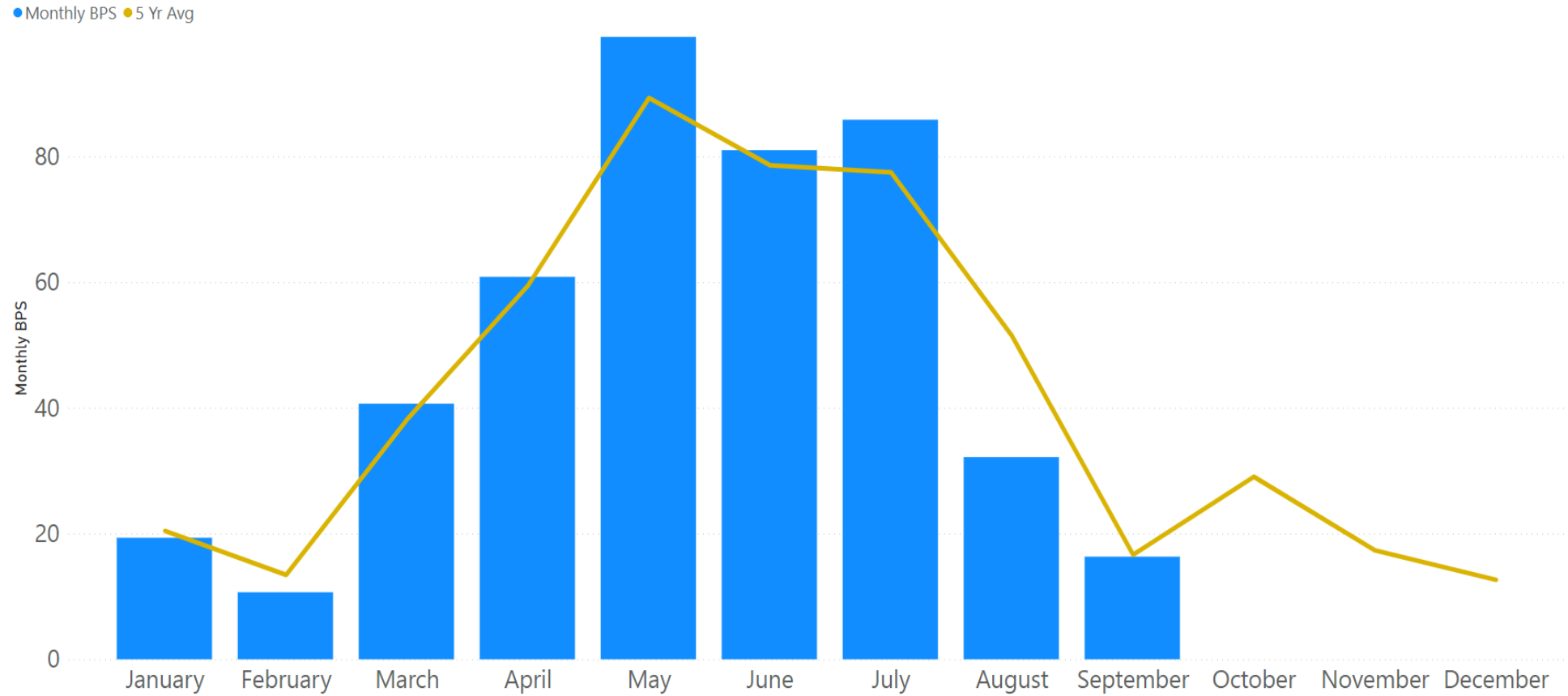


Wildlife Management Update

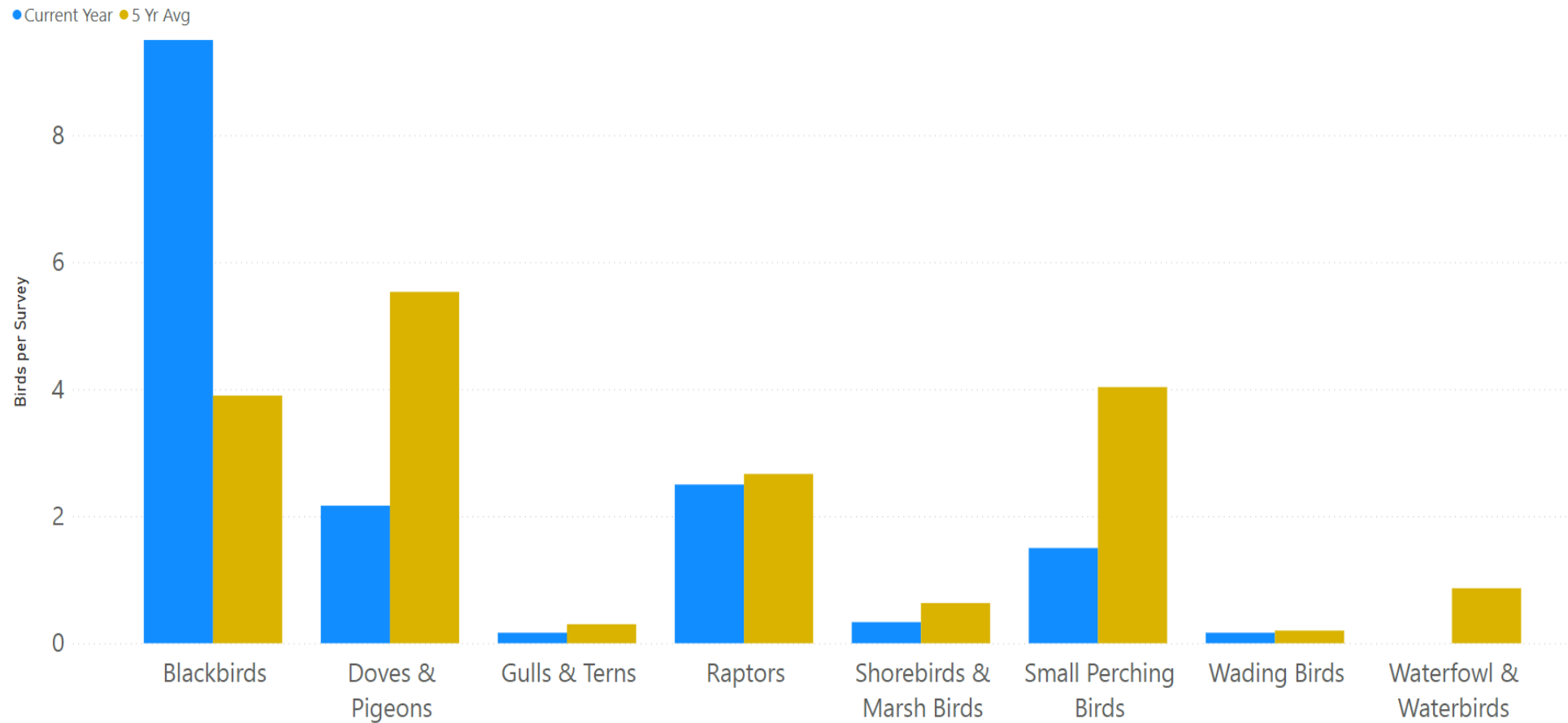
Terri Riotto – USDA



Average Number of Birds Observed per Survey



Average Number of Birds per Guild Observed per Survey



On-Airport Observations by Guild



Doves & Pigeons 13.27%



Raptors 15.31%

Shorebirds & Marsh Birds 2.04%

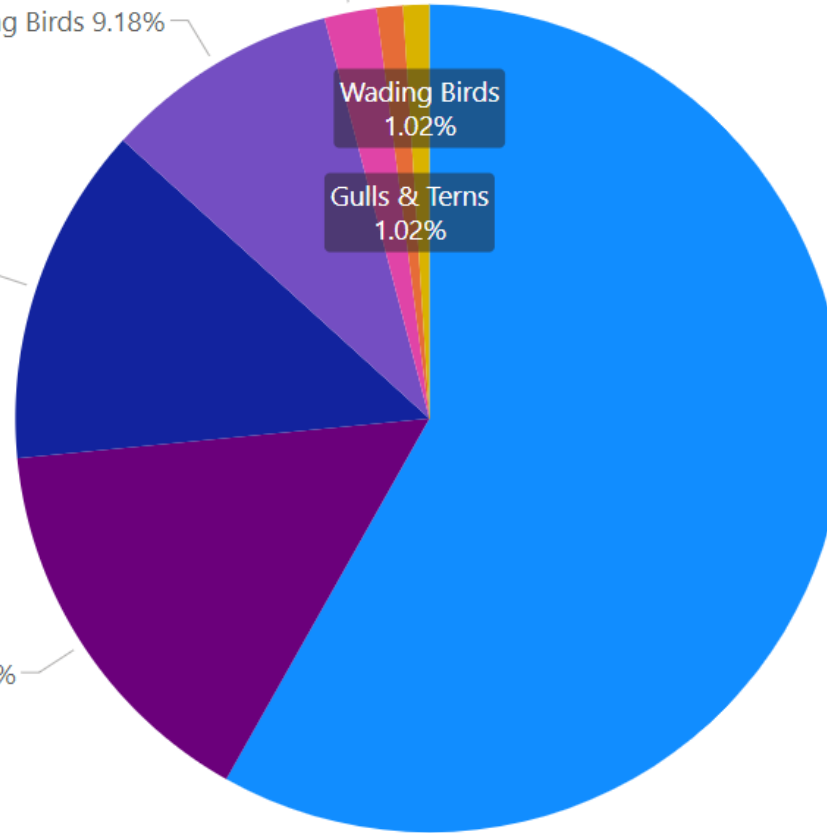
Small Perching Birds 9.18%

Wading Birds 1.02%

Gulls & Terns 1.02%



Blackbirds 58.16%



Raptor Relocations

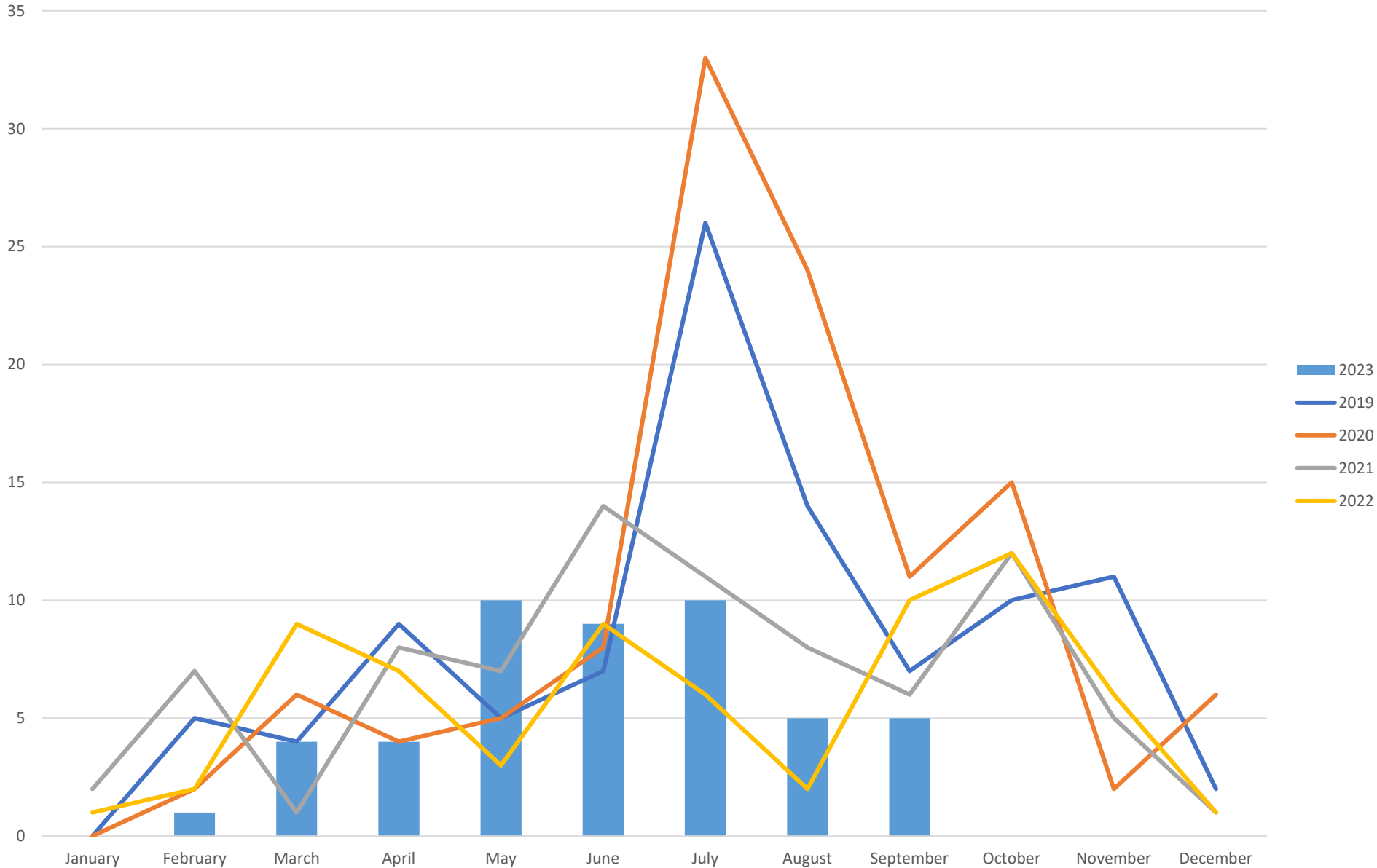
Month	Species	Number trapped and relocated
January	American kestrel	1
	Red-tailed hawk	1
March	American kestrel	7
	Red-tailed hawk	1
April	American kestrel	29
	Red-tailed hawk	1
May	Red-tailed hawk	1
July	American kestrel	7
August	American kestrel	14
	Red-tailed hawk	1
September	American kestrel	65
YTD Total		128

September Wildlife Strikes

Species	Strikes	Comments
American kestrel	3	
Barn swallow	1	
Little brown bat	1	
Total	5	



TEB Strikes 2019-2023



TEB Manager's Meeting

October 2023



TEB Noise Office Update
Gabe Andino



Noise Office Update

Airport Manager's Meeting

October 4, 2023

Noise Complaints September 2023

September 2023:

- 57% of complaints received related to arrivals
- 64% of complaints submitted via complaint webform
- 90% of complaints submitted by 3 complainants

	2023		2022	
	Complaints	Callers	Complaints	Callers
September Complaints All Hours	6,828	86	8,158	192
YTD Complaints All Hours	52,654	597	60,961	1,063
<hr/>				
September Complaints 10:00 PM - 7:00 AM	536	33	815	58
YTD Complaints 10:00 PM - 7:00 AM	5,436	221	7,248	290

Complaints by Community

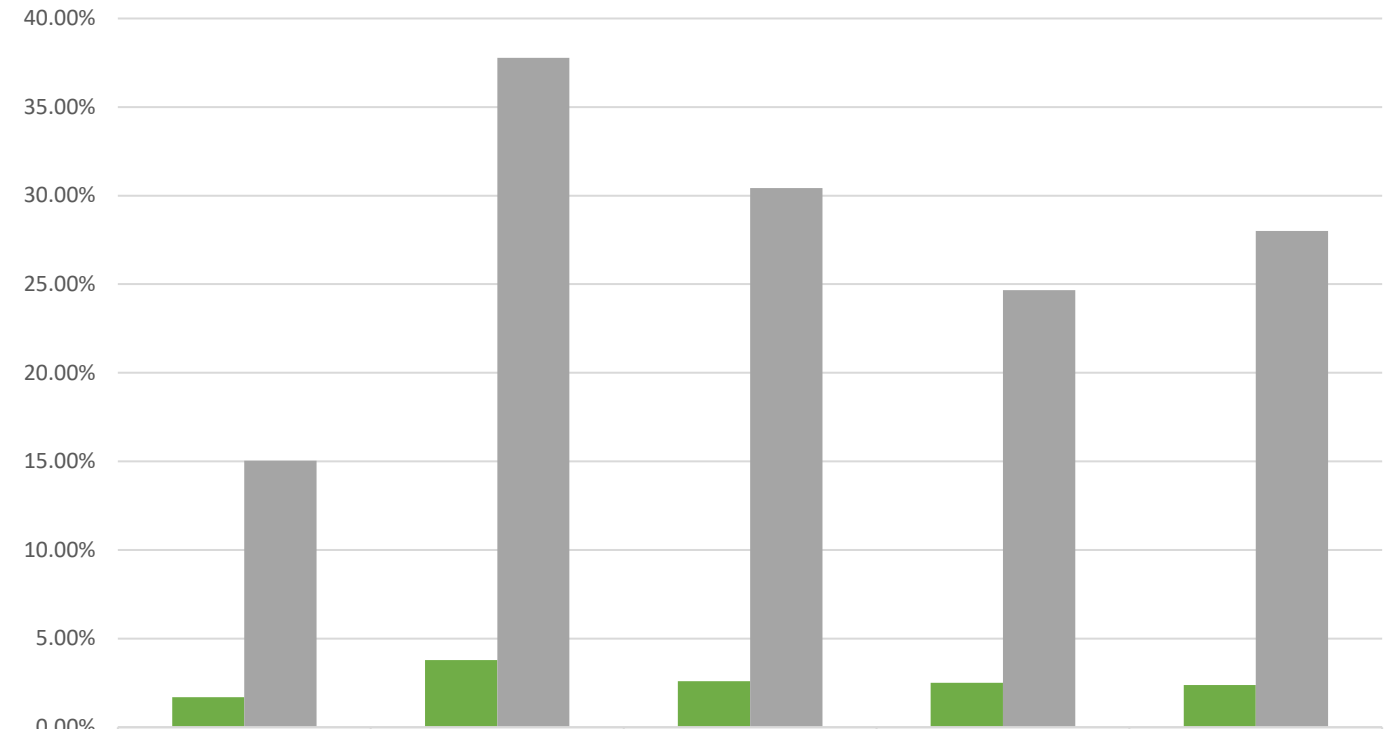
Top 5 Complaints by Community

Community	Households	Primary source of complaint
Hackensack	10	RWY 19 Arrivals, RWY 1 Departures
Rutherford	8	RWY 6 Arrivals
Upper Saddle River	8	RWY 19 Arrivals
Woodcliff Lake	6	RWY 19 Arrivals
Lyndhurst	5	RWY 6 Arrivals




Runway 19 Offset Approach

RNAV (GPS) X RWY 19 Approach Usage



	3Q 2022	4Q 2022	1Q 2023	2Q 2023	3Q 2023
% of RNAV (GPS) X Arrivals (RWY 19 All Hours)	1.68%	3.79%	2.59%	2.50%	2.38%
% of RNAV (GPS) X Arrivals (RWY 19 10:00 PM - 7:00 AM)	15.05%	37.78%	30.43%	24.67%	28.01%

Quarter/Year	RWY 19 Arrivals (All Hours)	RNAV (GPS) X Arrivals (All Hours)	% of RNAV (GPS) X Arrivals (RWY 19 All Hours)	RWY 19 Arrivals (2200 - 0700)	RNAV (GPS) X Arrivals (2200 - 0700)	% of RNAV (GPS) X Arrivals (RWY 19 10:00 PM - 7:00 AM)
1Q2023	8105	215	2.65%	711	209	29.40%
2Q2023	12025	301	2.50%	1196	295	24.67%
3Q2023	10049	237	2.36%	849	235	27.68%
YTD	30179	753	2.50%	2756	739	26.81%



September Noise Violations

Violation Level	September 2023	YTD 2023	September 2022	YTD 2022
First	2	45	5	35
Second	0	1	1	2
Third	0	0	0	0
Warning	2	22	1	22

4th Quarter 2023 TANAAC Meeting

- The next TANAAC Meeting will take place Wednesday October 25th at 6:00 pm
- Virtual format (Microsoft Teams)
- Contact Gabe Andino at gandino@teb.com or Patty Salvato at pasalvato@panynj.gov for meeting link



TEB Manager's Meeting



OPEN DISCUSSION

TEB Manager's Meeting

October 2023



UPCOMING MEETINGS

- Manager's Meeting – November 8 – 10:30AM – Virtual
 - TANAAC Meeting – October 25 – 6:00pm - Virtual

Thank You!

