

TEB Manager's Meeting

December 2023



TEB Manager's Meeting

December 2023



TEB – Monthly Statistics
Airport Manager
Maria Sheridan

TEB NOVEMBER 2023 Statistics



Presented at the DECEMBER 2023 – Airport Manager's Meeting

	2023	2022	% Change
Month A/C Ops	15,732	15,784	0 %
Month Jet Ops	13,684	13,812	-1 %
YTD A/C Ops	156,240	152,352	3 %
Fuel (gals)	5,473,923	5,321,062	3 %
YTD Fuel	53,024,945	51,634,632	3 %
Int'l Arrivals	786	868	-9 %
YTD Int'l Arr.	8,299	8,233	1 %

Highest Activity Day: 700 – Thursday, November 9th

Day(s) w/ Ops Over Over 600: 11 Over 700: 1

TEB Manager's Meeting

December 2023



Airport Operations Update
Manager, Airport Operations & Security
Scott Marsh

TEB Manager's Meeting – December 2023

Airport Operations

Tenant Alteration Application (TCAP) update

- e-Builder site for electronic documentation submittals
 - May 2023 transition to e-Builder
 - December 2023 changes to the following;
 - Minor Works Application
 - MBE-WBE-SDVOB PA 3749D Form Update
 - B2G Internal Memorandum - Form 3749D Update

- Questions contact the TCAP Office at 973-961-6659

TEB Manager's Meeting – December 2023

Airport Operations – Airfield Construction Project Update

FAA Construction – Updated Schedule is April 22, 2024, start

- RWY 01 VASI upgraded to PAPI
- Power Distribution Upgrades to:
 - RWY 01 VASI/PAPI
 - RWY 01 REILs
 - RWY 06 GS
 - RWY 06 LOC
 - RWY 24 PAPI
 - ASOS

TEB Manager's Meeting – December 2023

Airport Operations – Construction Project Update

FAA Control Tower

- Continuing as scheduled
- Fall 2024 full-service commissioning

2024 Construction Projects

- Runway 1/19 Rehabilitation
 - Mill and Pave, Upgrade Lighting Systems to LED
- Rehabilitation of Stormwater Drainage Systems
 - Multiple locations around the airport, airside and landside
- AIRPORT CLOSURES due to construction plan for 12-hour duration (Sundays 0000L – 1200L)
 - Between July 6, 2024, and Sept. 1, 2024
 - 5 – 7 work periods, late September, 1 additional 12-hour closure for final runway markings application

TEB Manager's Meeting – December 2023

High Traffic Volume Outlook Dec/Jan/Feb

December Events

Hanukkah – Dec. 7 – 15

Christmas Day – Dec. 25

January Events

New Years Day – Jan 1

Martin Luther King Day – Jan 15

February Events

Grammy's – Feb 4 (Los Angeles, CA)

NYC Fashion Week - Feb 9 – 11

Super Bowl – Feb 11 (Las Vegas)

Valentine's Day – Feb 14

Daytona 500 – Feb 18

Presidents Day – Feb 19

TEB Manager's Meeting – December 2023

Airport Security Update

- Community Watch Audit Update
- Operations Security Update
- Enhanced Security Level – due to Mid-East war activities

TEB Manager's Meeting

December 2023



Winter Weather Season Preparation

Brandon A'Hara



Winter 2023 – 2024 Summary

through December 11, 2023

Overview 2023-2024

- Snow Events 0
- Freezing Rain Events 0
- **Total Precipitation Events** 0

- Snow Total YTD 0.00 inches

- Total Liquid Chemical 0 gallons
- Total Solid Chemical 0 tons
- Total Sand 0 yards

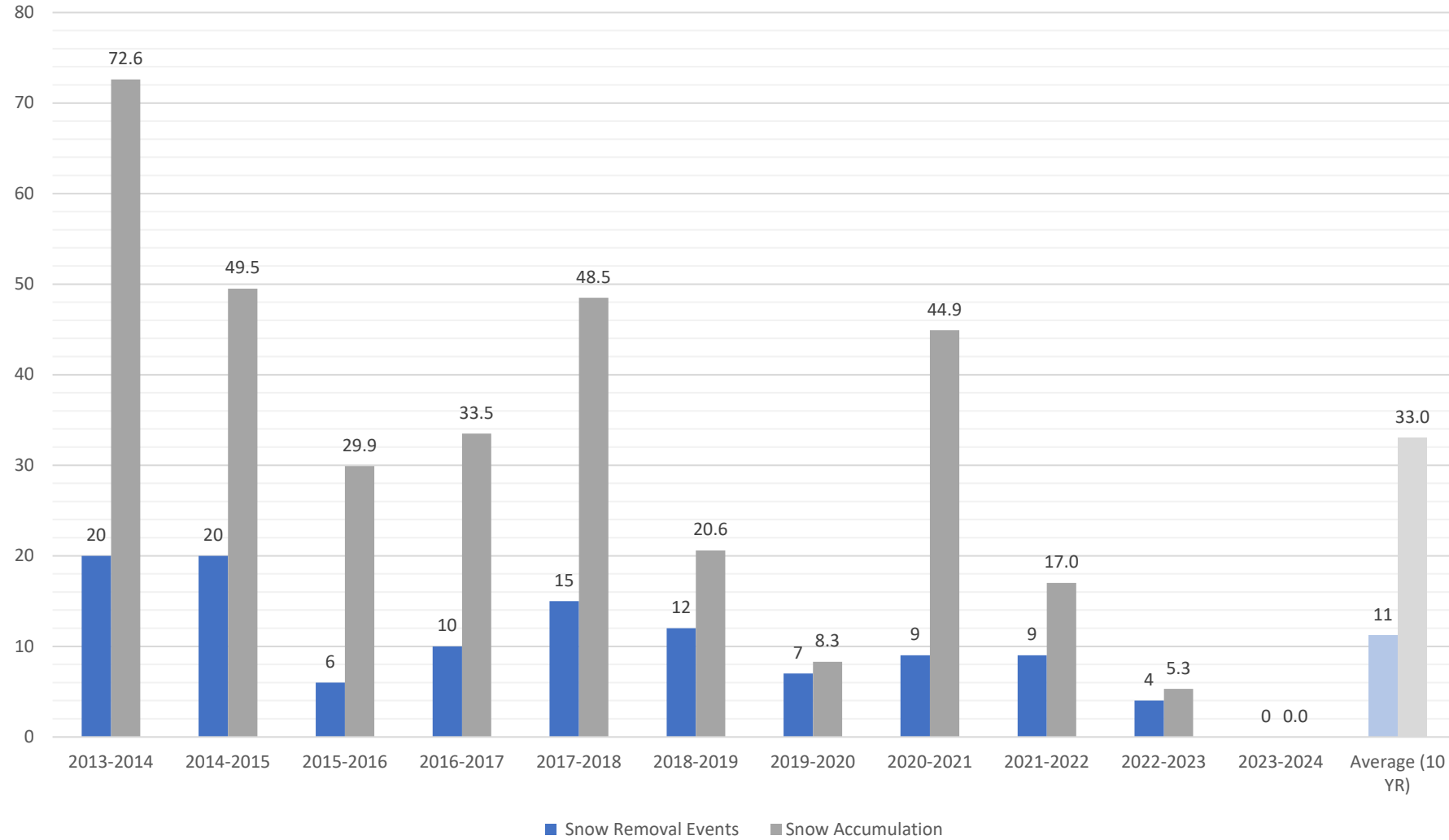
2023-2024 Event Summary

Date of Event [Duration]	Precipitation	Runway & Airport Closures	Total Time Closed	Treatment	Comments

10-Year Comparison

Snow Season	Snow Removal Events	Snow Accumulation
2013-2014	20	72.6
2014-2015	20	49.5
2015-2016	6	29.9
2016-2017	10	33.5
2017-2018	15	48.5
2018-2019	12	20.6
2019-2020	7	8.3
2020-2021	9	44.9
2021-2022	9	17.0
2022-2023	4	5.3
2023-2024	0	0.0
Average (10 YR)	11	33.0

Comparison



TEB Manager's Meeting

December 2023



ATCT – FAA Update

Matthew Petersen / Marina LeBron

TEB Manager's Meeting

December 2023

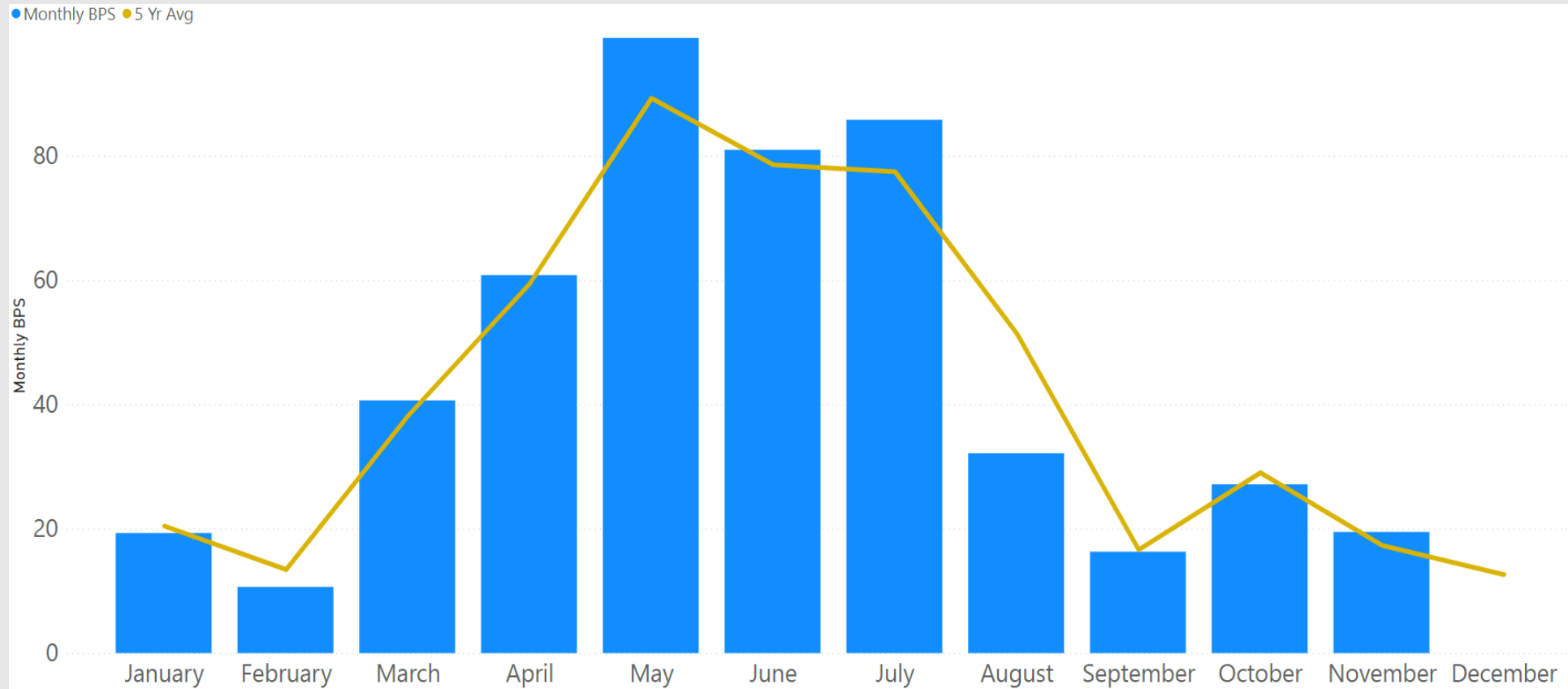


Wildlife Management Update

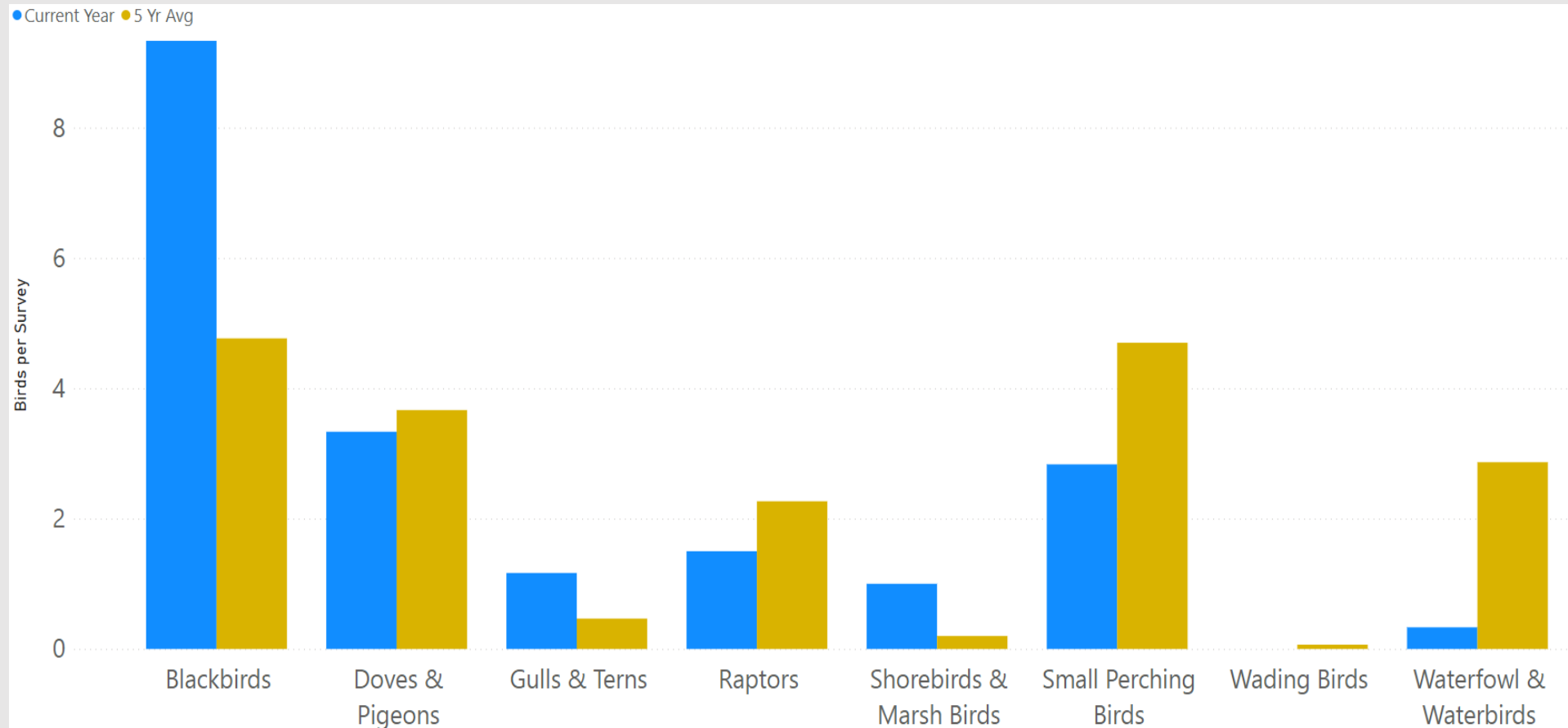
Terri Riotto – USDA



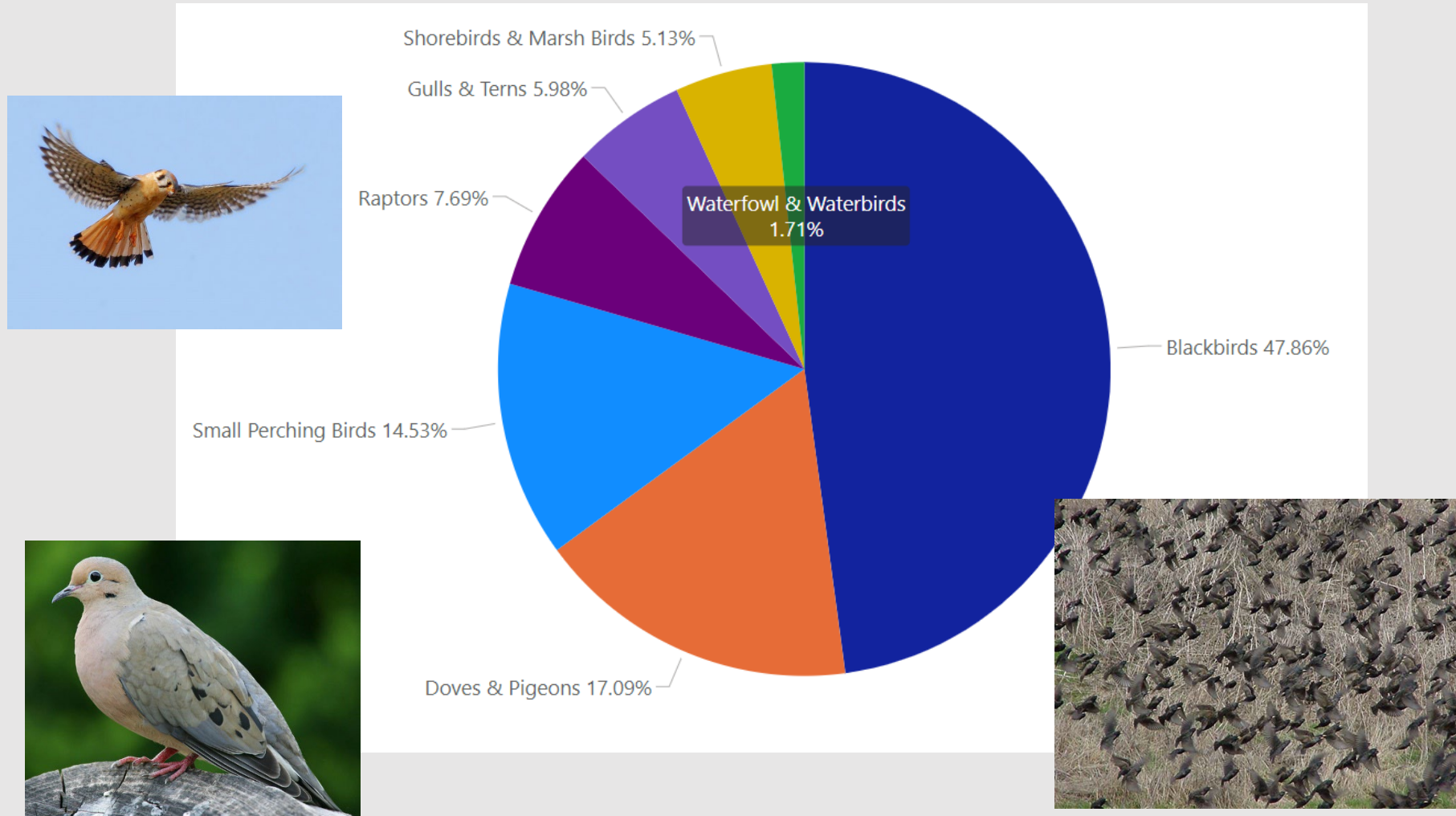
Average Number of Birds Observed per Survey



Average Number of Birds per Guild Observed per Survey



On-Airport Observations by Guild



Raptor Relocations

Month	Species	Number trapped and relocated
January	American kestrel	1
	Red-tailed hawk	1
March	American kestrel	7
	Red-tailed hawk	1
April	American kestrel	29
	Red-tailed hawk	1
May	Red-tailed hawk	1
July	American kestrel	7
August	American kestrel	14
	Red-tailed hawk	1
September	American kestrel	65
October	American kestrel	13
	Cooper's hawk	2
	Red-tailed hawk	2
	Merlin	1
November	American kestrel	8
	Red-tailed hawk	4
YTD Total		158



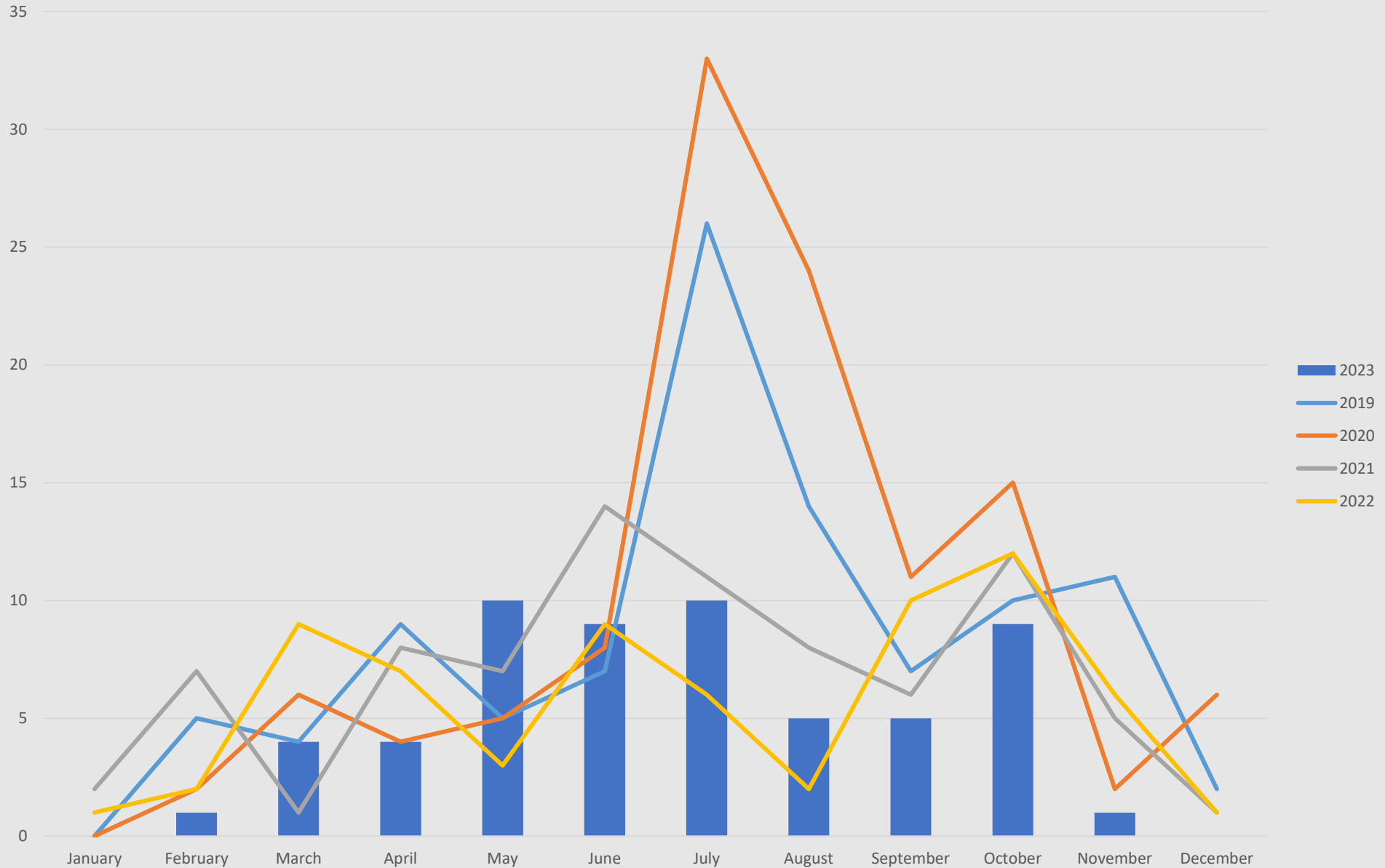
November Wildlife Strikes

Species	Strikes	Comments
Green-winged teal	1	
Total	1	





TEB Strikes 2019-2023



TEB Manager's Meeting

December 2023



TEB Noise Office Update
Gabe Andino



Noise Office Update

Airport Manager's Meeting

December 13, 2023

Noise Complaints November 2023

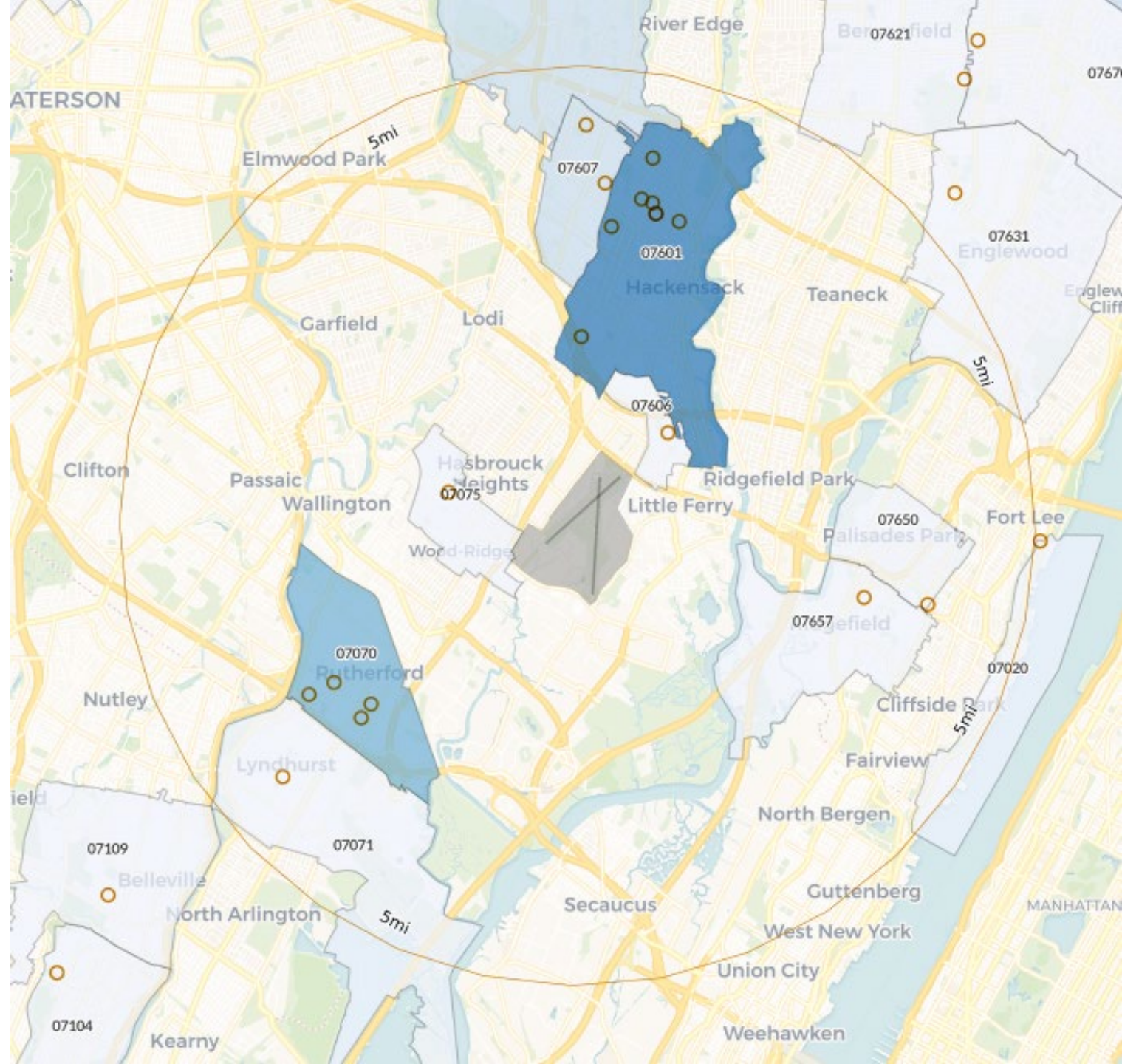
November 2023:

- 69% of complaints received related to arrivals
- 57% of complaints submitted via 3rd party app
- 67% of complaints submitted by 2 complainants

	2023		2022	
	Complaints	Callers	Complaints	Callers
November Complaints All Hours	5,678	118	6,787	158
YTD Complaints All Hours	65,521	714	74,076	1,183
November Complaints 10:00 PM - 7:00 AM	497	51	621	61
YTD Complaints 10:00 PM - 7:00 AM	6,661	261	8,432	331

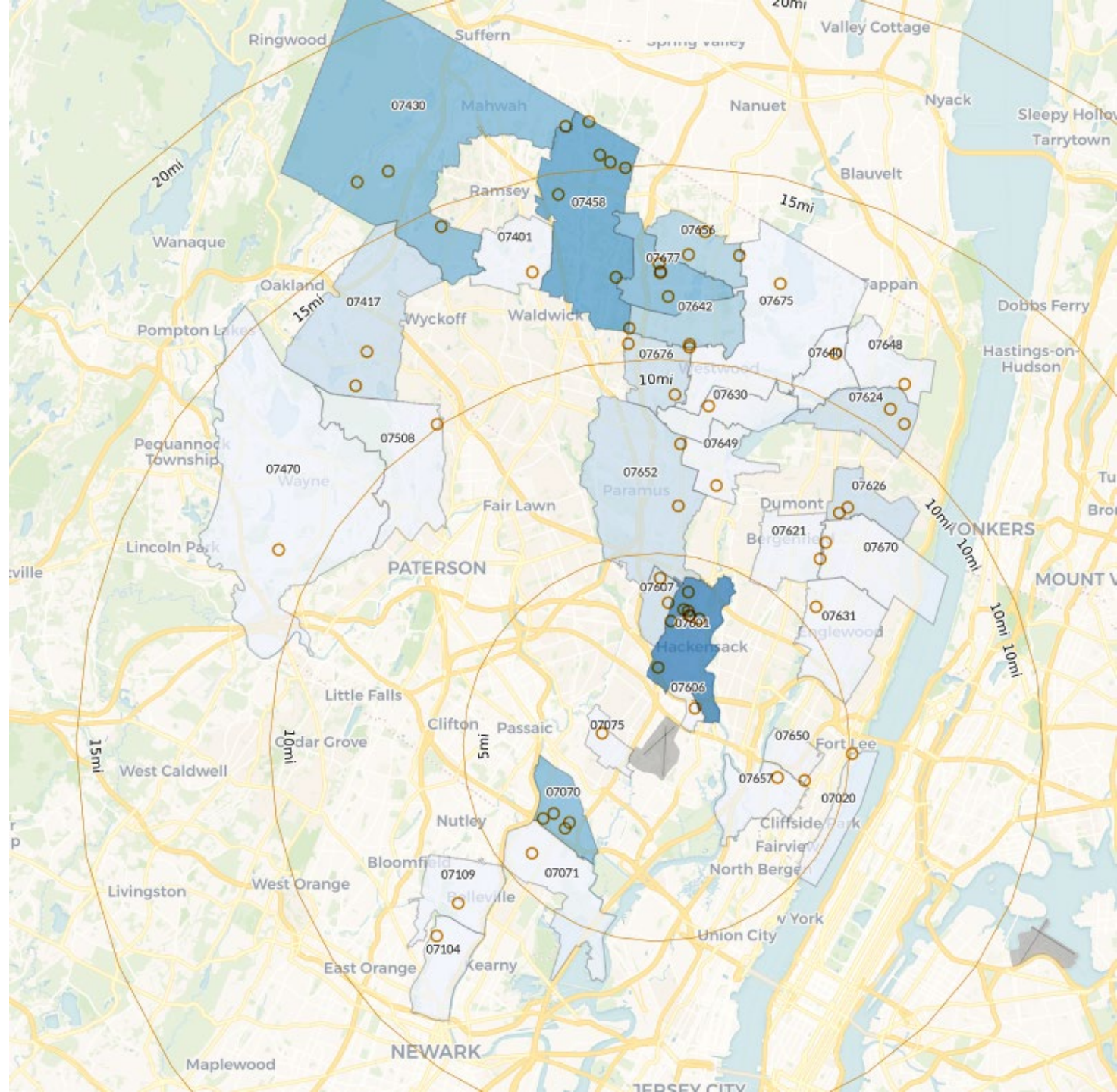
Complaint Locations November 2023

Households within a 5-mile radius of TEB



Complaint Locations November 2023

Households within a 20-mile radius of TEB



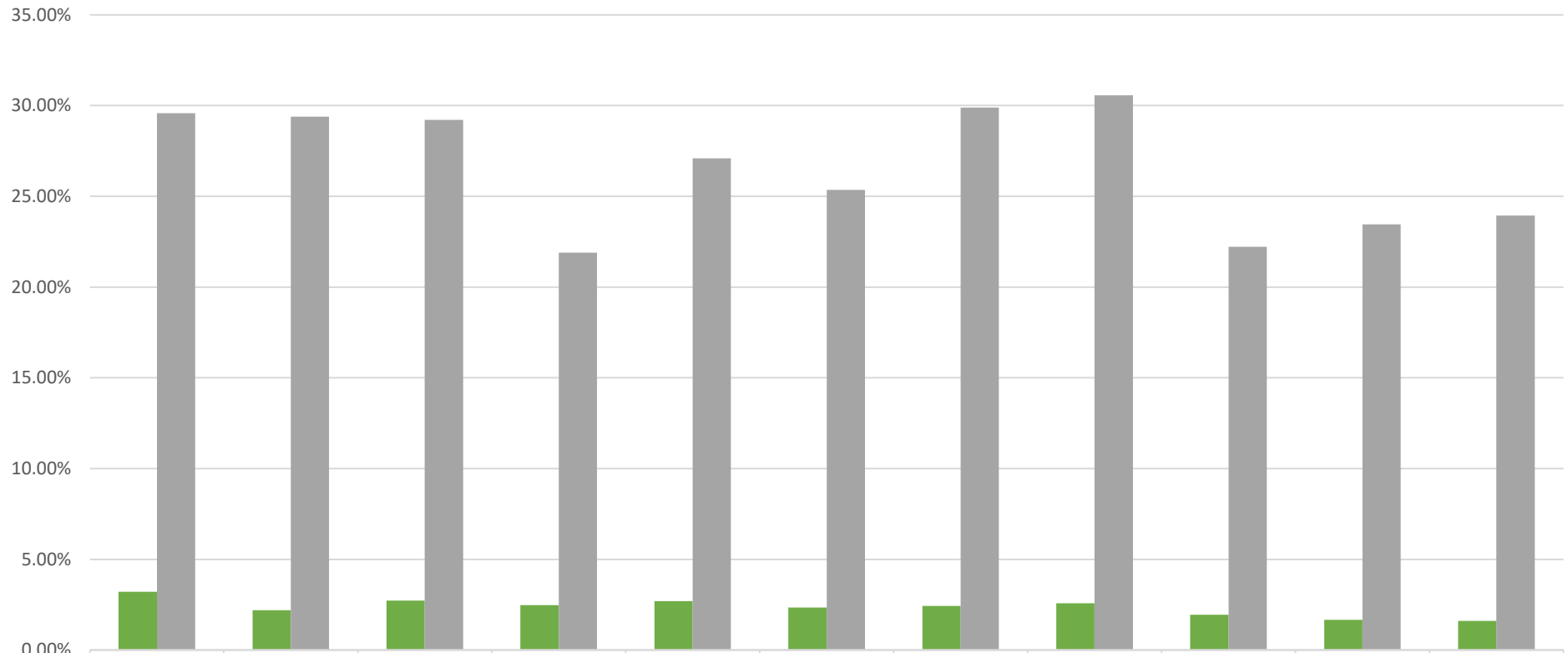


November Noise Violations

Violation Level	November 2023	YTD 2023	November 2022	YTD 2022
First	9	72	3	41
Second	0	2	1	4
Third	1	1	0	0
Warning	2	25	0	19

Runway 19 Offset Approach

RNAV (GPS) X RWY 19 Approach Monthly Usage



	Jan	Feb	Mar	Apr	May	Jun	Jul	Aug	Sep	Oct	Nov
■ % of RNAV (GPS) X Arrivals (RWY 19 All Hours)	3.21%	2.20%	2.72%	2.47%	2.69%	2.34%	2.44%	2.58%	1.94%	1.67%	1.61%
■ % of RNAV (GPS) X Arrivals (RWY 19 10:00 PM - 7:00 AM)	29.58%	29.39%	29.20%	21.90%	27.09%	25.36%	29.89%	30.57%	22.22%	23.46%	23.94%

TEB Manager's Meeting



OPEN DISCUSSION

TEB Manager's Meeting

December 2023



UPCOMING MEETINGS

- TUG Meeting – Dec. 20th - 10:00am – Virtual
- Manager's Meeting – Jan. 10th – 10:30AM – Hybrid

Thank You!

