

TEB Manager's Meeting

PORT
AUTHORITY
NY NJ

AIR LAND RAIL SEA

January 2024



TEB Manager's Meeting

January 2024



TEB – Monthly Statistics
Airport Manager
Maria Sheridan

TEB DECEMBER 2023 Statistics



Presented at the JANUARY 2024 – Airport Manager’s Meeting

	2023	2022	% Change
Month A/C Ops	15,222	14,785	3 %
Month Jet Ops	13,542	13,140	3 %
YTD A/C Ops	171,462	167,137	3 %
Fuel (gals)	5,664,523	5,484,076	3 %
YTD Fuel	58,689,468	57,118,708	3 %
Int’l Arrivals	825	807	2 %
YTD Int’l Arr.	9,124	9,040	1 %

Highest Activity Day: 754 – Thursday, December 7th

Day(s) w/ Ops Over Over 600: 10 Over 700: 2

TEB Manager's Meeting

January 2024



Airport Operations Update
Manager, Airport Operations & Security
Scott Marsh

TEB Manager's Meeting – January 2024

Airport Operations – Airfield Construction Project Update

FAA Construction – Updated Schedule is April 22, 2024, start

- RWY 01 VASI upgraded to PAPI
- Power Distribution Upgrades to:
 - RWY 01 VASI/PAPI
 - RWY 01 REILs
 - RWY 06 GS
 - RWY 06 LOC
 - RWY 24 PAPI
 - ASOS

TEB Manager's Meeting – January 2024

Airport Operations – Construction Project Update

2024 Construction Projects

- Runway 1/19 Rehabilitation
 - Mill and Pave, Upgrade Lighting Systems to LED
- Rehabilitation of Stormwater Drainage Systems
 - Multiple locations around the airport, airside and landside
- AIRPORT CLOSURES due to construction plan for 12-hour duration (Sundays 0000L – 1200L)
 - Between July 6, 2024, and Sept. 1, 2024
 - 5 – 7 work periods, late September, 1 additional 12-hour closure for final runway markings application

FAA Control Tower

- Continuing as scheduled
- Fall 2024 full-service commissioning

TEB Manager's Meeting – January 2024

High Traffic Volume Outlook Jan/Feb/Mar

January Events

New Years Day – Jan 1

Martin Luther King Day – Jan 15

February Events

Grammy's – Feb 4 (Los Angeles, CA)

NYC Fashion Week - Feb 9 – 11

Super Bowl – Feb 11 (Las Vegas)

Valentine's Day – Feb 14

Daytona 500 – Feb 18

Presidents Day – Feb 19

March Events

Ramadan Begins – March 10

St. Patrick's Day – March 17

Spring Break Departure's – Last 2 weeks of March

Easter – March 31

TEB Manager's Meeting – January 2024

Airport Security Update

- Community Watch Audit Update
- Operations Security Update
- Enhanced Security Level – due to Mid-East war activities

TEB Manager's Meeting

January 2024



Winter Weather Season Update

Brandon A'Hara



Winter 2023 – 2024 Summary

through January 8, 2024

Overview 2023-2024

- Snow Events 1
- Freezing Rain Events 0
- **Total Precipitation Events** 0

- Snow Total YTD 0.90 inches

- Total Liquid Chemical 5,735 gallons
- Total Solid Chemical 0 tons
- Total Sand 0 yards

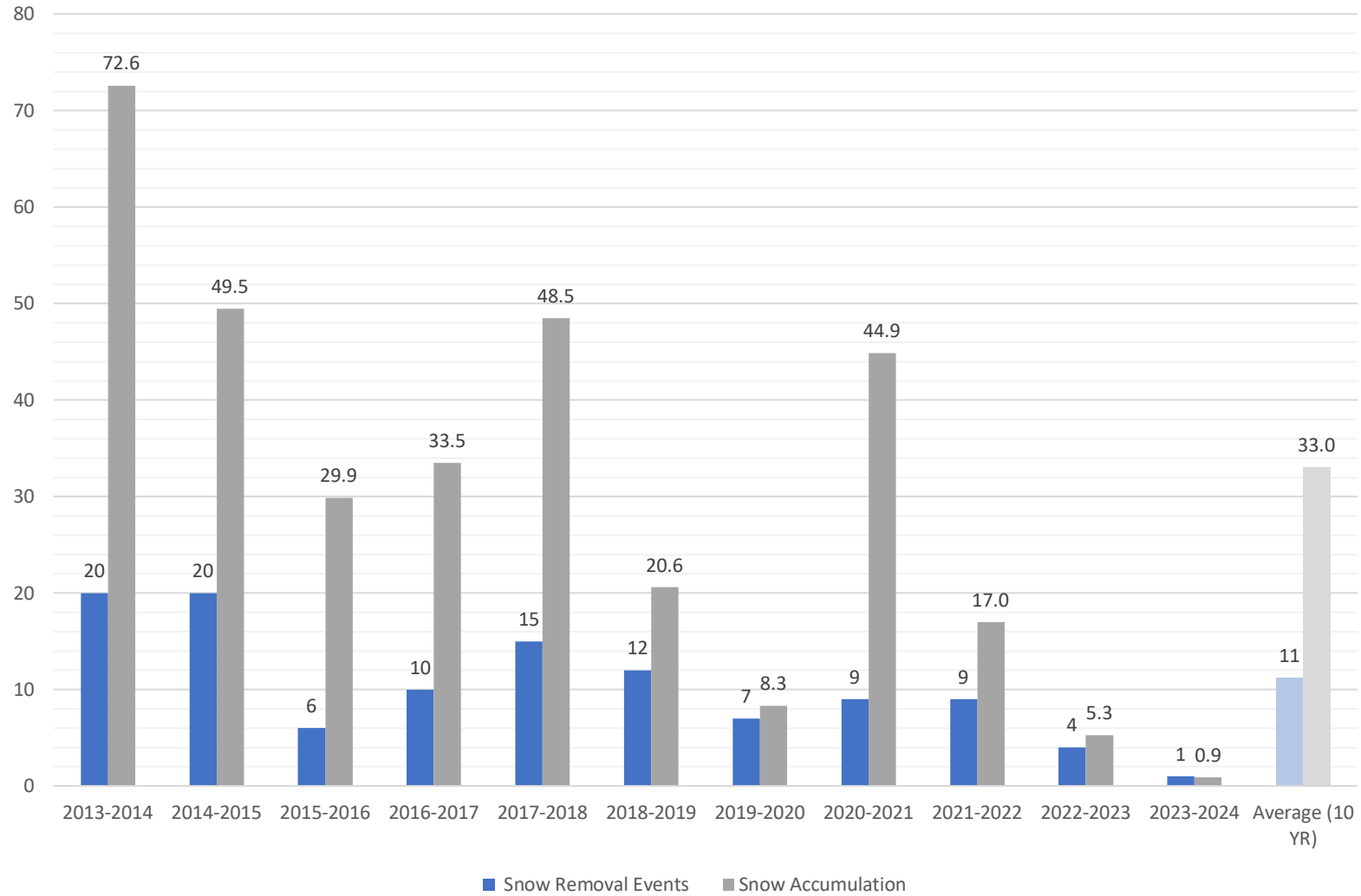
2023-2024 Event Summary

Date of Event [Duration]	Precipitation	Runway & Airport Closures	Total Time Closed	Treatment	Comments
1/6/2024-1/7/2024 [22:18]	0.9" Wet Snow	Runway 6/24 Runway 1/19	0:18 0:13	Liquid Chemical	

10-Year Comparison

Snow Season	Snow Removal Events	Snow Accumulation
2013-2014	20	72.6
2014-2015	20	49.5
2015-2016	6	29.9
2016-2017	10	33.5
2017-2018	15	48.5
2018-2019	12	20.6
2019-2020	7	8.3
2020-2021	9	44.9
2021-2022	9	17.0
2022-2023	4	5.3
2023-2024	1	0.9
Average (10 YR)	11	33.0

Comparison



TEB Manager's Meeting

January 2024



ATCT – FAA Update
Marina LeBron/Matthew Petersen

TEB Manager's Meeting

January 2024



Wildlife Management Update

Terri Riotto – USDA

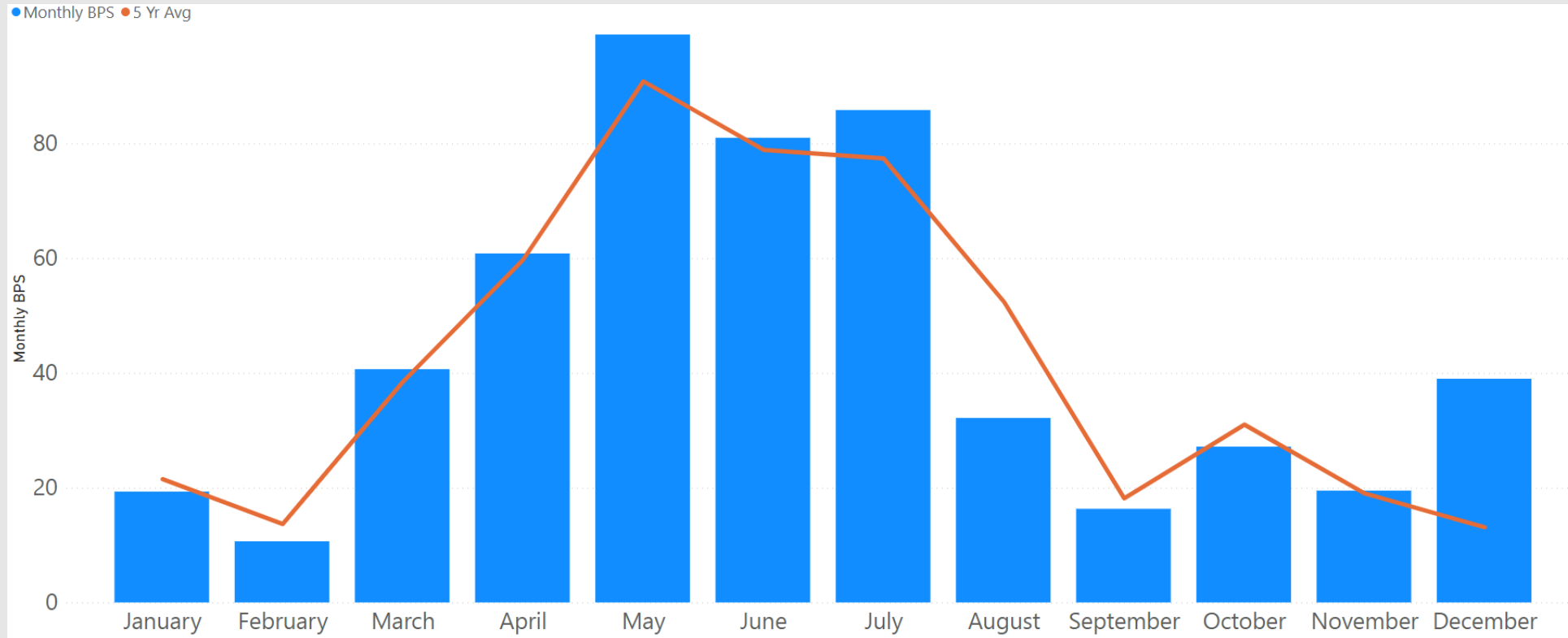


United States Department of Agriculture

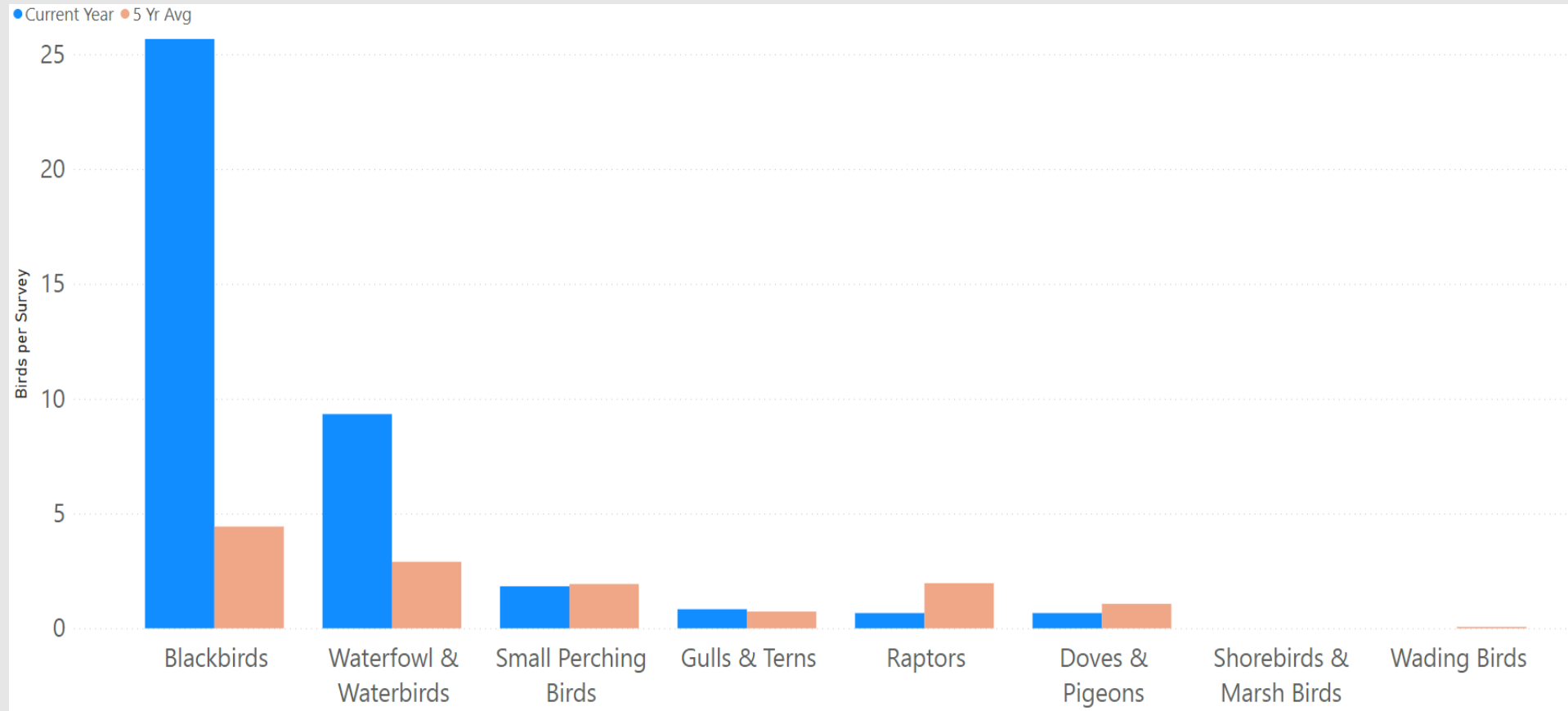




Average Number of Birds Observed per Survey



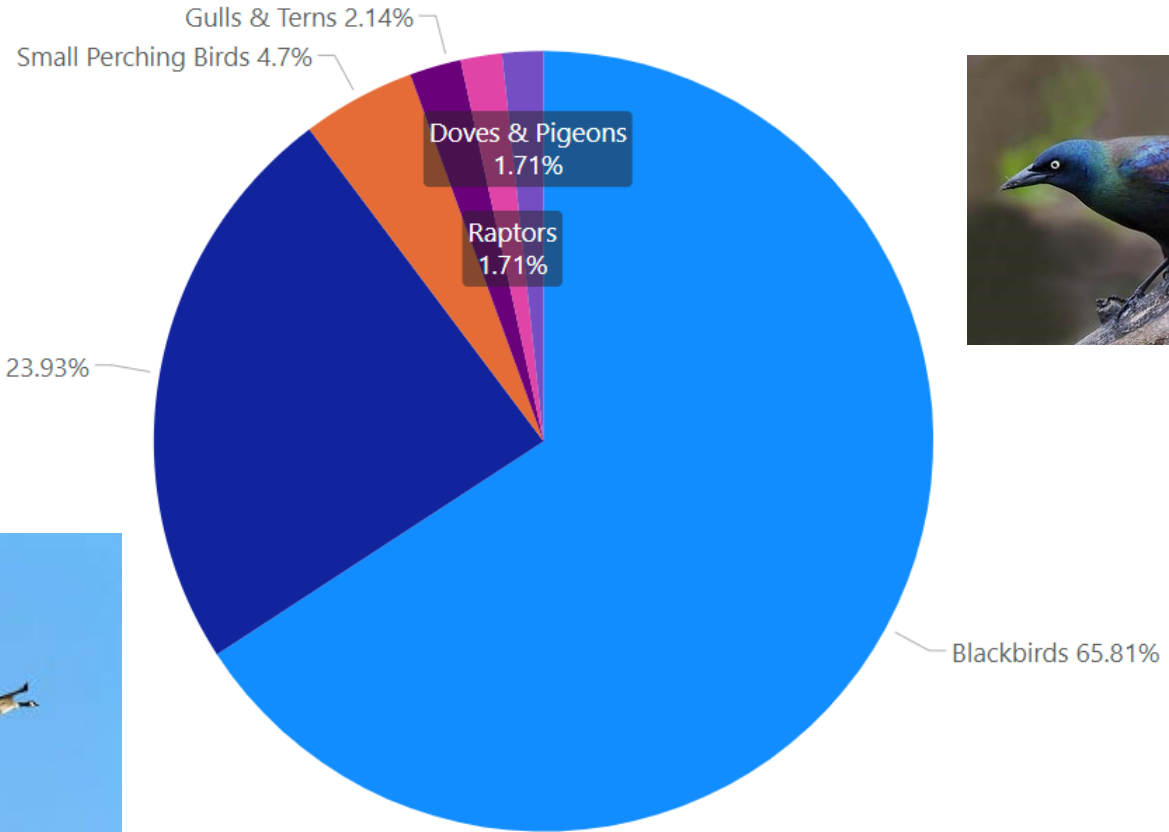
Average Number of Birds per Guild Observed per Survey



On-Airport Observations by Guild



Waterfowl & Waterbirds 23.93%



Blackbirds 65.81%

Raptor Relocations

Month	Species	Number trapped and relocated
January	American kestrel	1
	Red-tailed hawk	1
March	American kestrel	7
	Red-tailed hawk	1
April	American kestrel	29
	Red-tailed hawk	1
May	Red-tailed hawk	1
July	American kestrel	7
August	American kestrel	14
	Red-tailed hawk	1
September	American kestrel	65
October	American kestrel	13
	Cooper's hawk	2
	Red-tailed hawk	2
	Merlin	1
November	American kestrel	8
	Red-tailed hawk	4
YTD Total		158



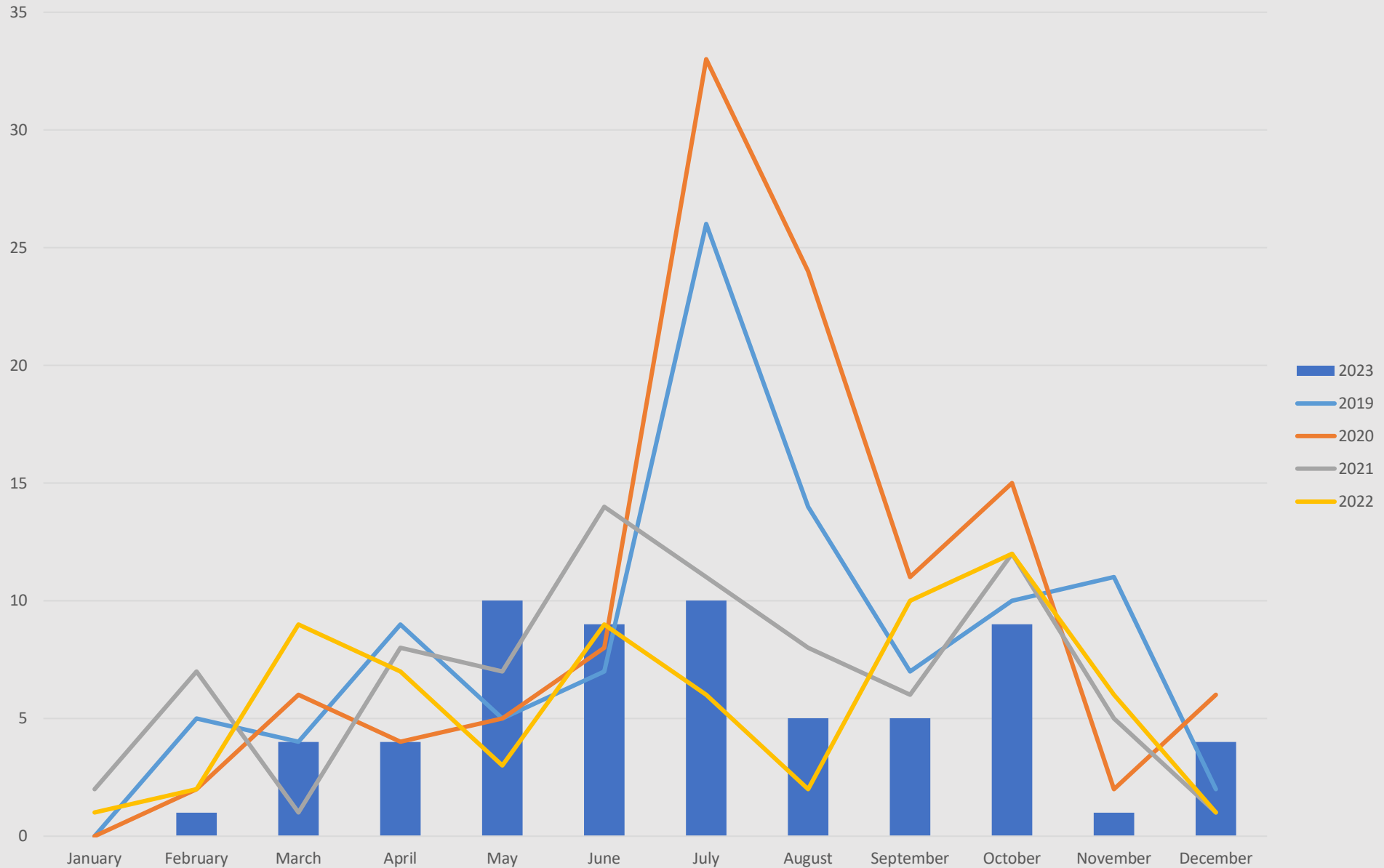
December Wildlife Strikes

Species	Strikes	Comments
American woodcock	1	
Canada goose	1	Damaging, off-airport just after departing
Horned lark	1	
Ring-billed gull	1	Aborted take-off, no damage
Total	4	





TEB Strikes 2019-2023



TEB Manager's Meeting

January 2024



TEB Noise Office Update
Gabe Andino



Noise Office Update

Airport Manager's Meeting

January 10, 2024

2022 Good Neighbor Awards

Non-Based Operators

- L Brands
- Stryker Corporation
- Sky, LLC
- Alpha Flying Inc.
- Sky Quest, LLC
- Aircraft Management Group, Inc.
- DRW Aviation

Based Operators

- ROP Aviation
- Snails Pace Aviation
- Thomas H. Lee Capital
- Starr Equipment Corporation
- Gruss & Company
- Phillip Fernandez
- Three Cities Research Inc.
- SBJ Aviation



2022 Good
Neighbor Awards
Honorable Mention

Non-Based Operators

- Hop-A-Jet
- Corporate Air
- Starlink Aviation
- Nicholas Services
- Thrive Aviation

Based Operators

- BGHN Holdings
 - Weatherstone Air, Inc.
 - Andersen Tax
 - TRFO, LLC
 - GI Aviation
 - Blue City Holdings, LLC
 - Hertz Corporation
 - Harland Clarke Corporation
- 

Noise Complaints December 2023

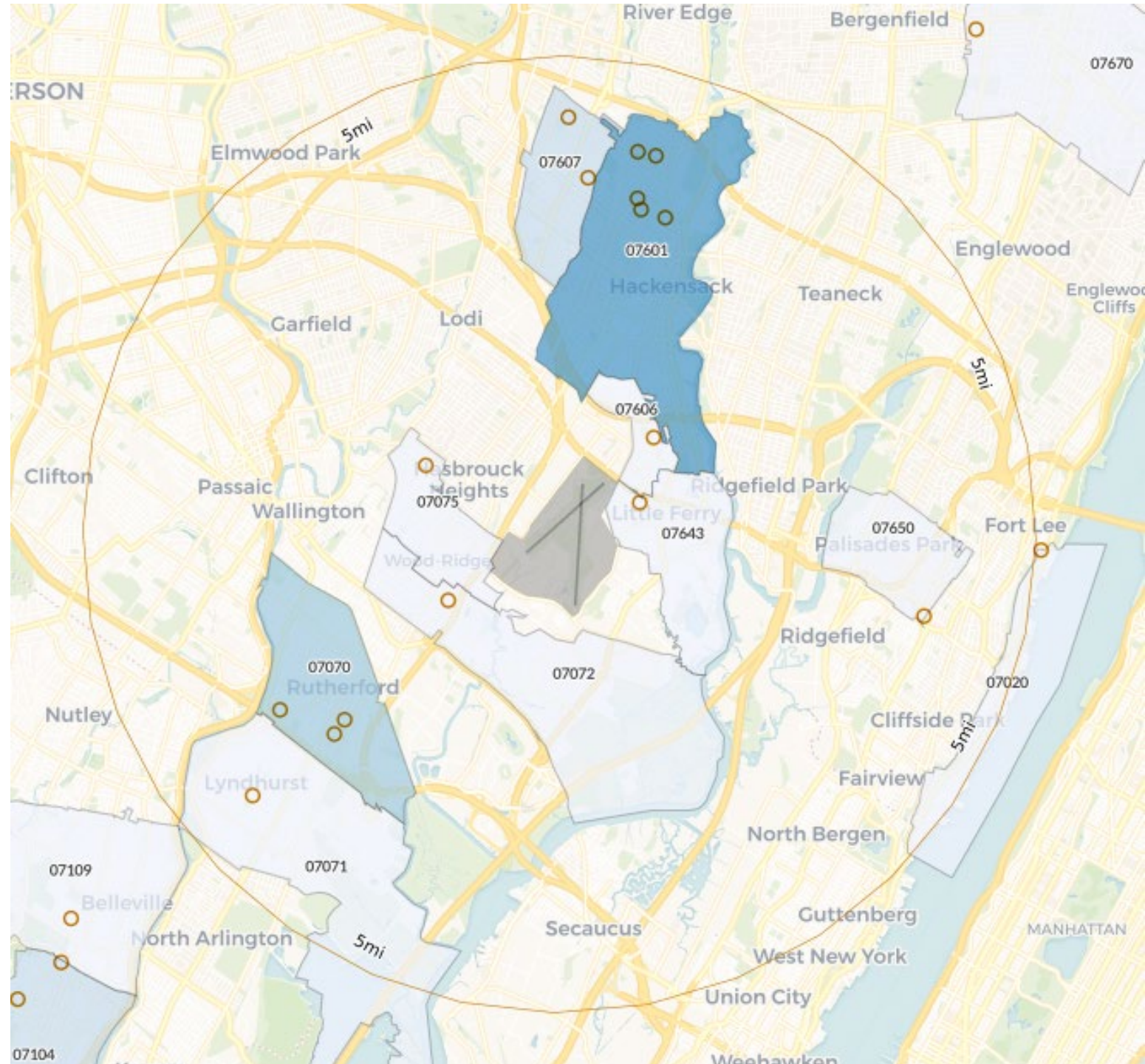
December 2023:

- 70% of complaints received related to arrivals
- 57% of complaints submitted via 3rd party app
- 80% of complaints submitted by 2 complainants

	2023		2022	
	Complaints	Callers	Complaints	Callers
December Complaints All Hours	4,755	86	7,080	111
YTD Complaints All Hours	70,311	750	81,156	1,223
December Complaints 10:00 PM - 7:00 AM	402	34	599	45
YTD Complaints 10:00 PM - 7:00 AM	7,065	275	9,031	347

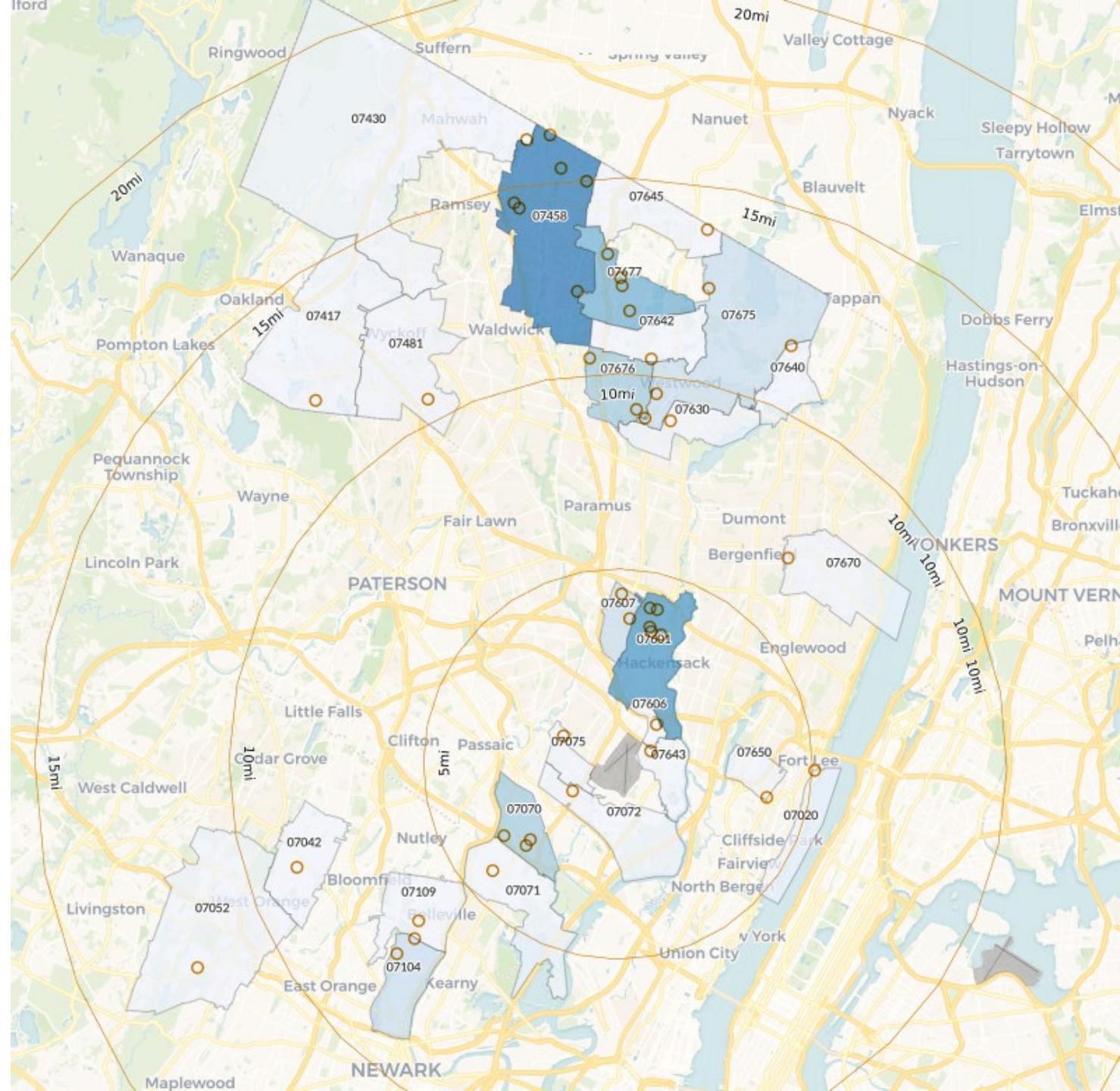
Complaint Locations December 2023

Households within a 5-mile radius of TEB



Complaint Locations December 2023

Households within a 20-mile radius of TEB



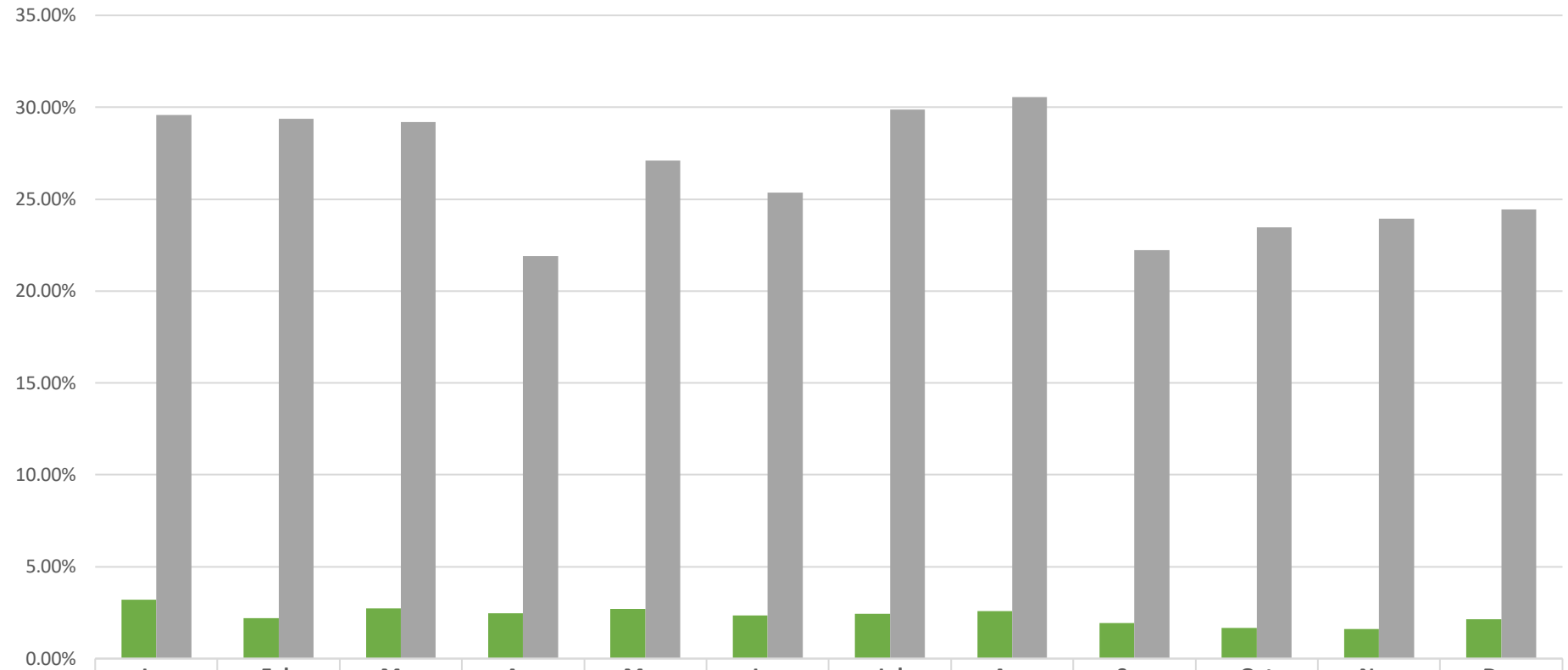


December Noise Violations

Violation Level	December 2023	YTD 2023	December 2022	YTD 2022
First	4	76	9	50
Second	0	3	0	4
Third	0	1	0	0
Warning	1	26	2	21

Runway 19 Offset Approach

RNAV (GPS) X RWY 19 Approach Monthly Usage



■ % of RNAV (GPS) X Arrivals (RWY 19 All Hours)	3.21%	2.20%	2.72%	2.47%	2.69%	2.34%	2.44%	2.58%	1.94%	1.67%	1.61%	2.12%
■ % of RNAV (GPS) X Arrivals (RWY 19 10:00 PM - 7:00 AM)	29.58%	29.39%	29.20%	21.90%	27.09%	25.36%	29.89%	30.57%	22.22%	23.46%	23.94%	24.43%

1st Quarter 2024 TANAAC Meeting

- The next TANAAC Meeting will take place Wednesday January 24th at 6:00 pm
- Virtual format (Microsoft Teams)
- Contact Gabe Andino at gandino@teb.com or Patty Salvato at pasalvato@panynj.gov for meeting link



TEB Manager's Meeting



OPEN DISCUSSION

TEB Manager's Meeting

January 2024



UPCOMING MEETINGS

- Manager's Meeting – February 14 – 10:30AM – Virtual
 - TANAAC Meeting – January 24 – 6:00PM - Virtual

Thank You!





Maria
CONGRATULATIONS
on your
RETIREMENT!!!!

